

Introduction

Modelling parallel systems

Transition systems

Modeling hard- and software systems

Parallelism and communication



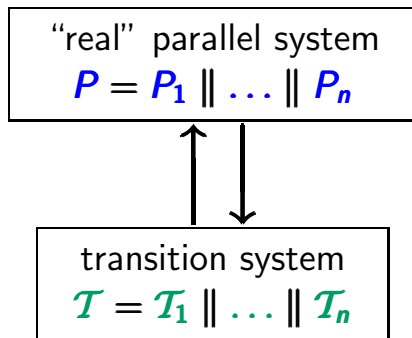
Linear Time Properties

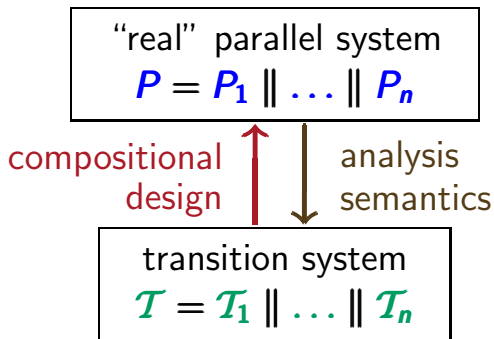
Regular Properties

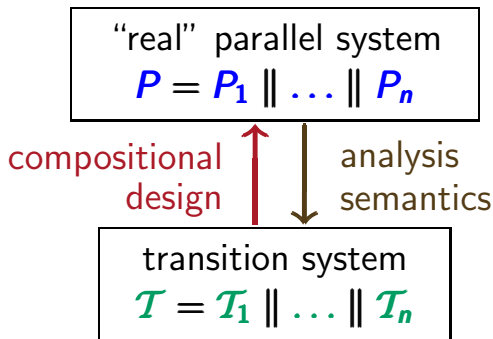
Linear Temporal Logic

Computation-Tree Logic

Equivalences and Abstraction





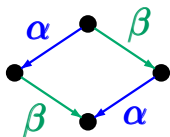
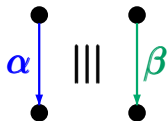


goal: define semantic parallel operators on transition systems or program graphs that model “real” parallel operators

- interleaving of **concurrent, independent** actions of parallel processes (modelled by TS)
- representation by **nondeterministic choice**:
“which subprocess performs the next step?”

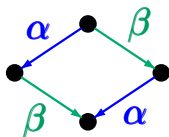
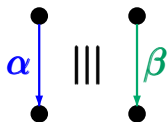
- interleaving of **concurrent, independent** actions of parallel processes (modelled by TS)
- representation by **nondeterministic choice**:
“which subprocess performs the next step?”

$$\mathit{effect}(\alpha ||| \beta) = \mathit{effect}(\alpha; \beta + \beta; \alpha)$$



- interleaving of **concurrent, independent** actions of parallel processes (modelled by TS)
- representation by **nondeterministic choice**:
“which subprocess performs the next step?”

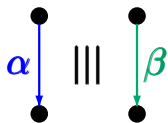
$$\mathit{effect}(\alpha ||| \beta) = \mathit{effect}(\alpha; \beta + \beta; \alpha)$$



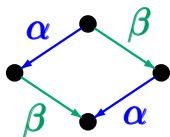
parallel execution
of α and β on
two processors

- interleaving of **concurrent, independent** actions of parallel processes (modelled by TS)
- representation by **nondeterministic choice**:
“which subprocess performs the next step?”

$$\mathit{effect}(\alpha ||| \beta) = \mathit{effect}(\alpha; \beta + \beta; \alpha)$$



parallel execution
of α and β on
two processors



serial execution on
a *single processor*
in arbitrary order

 \cong

Interleaving operator \parallel for TS

$$\mathcal{T}_1 = (S_1, Act_1, \longrightarrow_1, S_{0,1}, AP_1, L_1)$$

$$\mathcal{T}_2 = (S_2, Act_2, \longrightarrow_2, S_{0,2}, AP_2, L_2)$$

$$\mathcal{T}_1 = (S_1, Act_1, \longrightarrow_1, S_{0,1}, AP_1, L_1)$$

$$\mathcal{T}_2 = (S_2, Act_2, \longrightarrow_2, S_{0,2}, AP_2, L_2)$$

The transition system $\mathcal{T}_1 \parallel \mathcal{T}_2$ is defined by:

$$\mathcal{T}_1 \parallel \mathcal{T}_2 = (S_1 \times S_2, Act_1 \cup Act_2, \longrightarrow, S_{0,1} \times S_{0,2}, AP, L)$$

where the transition relation \longrightarrow is given by:

$$\mathcal{T}_1 = (S_1, Act_1, \longrightarrow_1, S_{0,1}, AP_1, L_1)$$

$$\mathcal{T}_2 = (S_2, Act_2, \longrightarrow_2, S_{0,2}, AP_2, L_2)$$

The transition system $\mathcal{T}_1 ||| \mathcal{T}_2$ is defined by:

$$\mathcal{T}_1 ||| \mathcal{T}_2 = (S_1 \times S_2, Act_1 \cup Act_2, \longrightarrow, S_{0,1} \times S_{0,2}, AP, L)$$

where the transition relation \longrightarrow is given by:

$$\frac{s_1 \xrightarrow{\alpha}_1 s'_1}{\langle s_1, s_2 \rangle \xrightarrow{\alpha} \langle s'_1, s_2 \rangle} \quad \frac{s_2 \xrightarrow{\alpha}_2 s'_2}{\langle s_1, s_2 \rangle \xrightarrow{\alpha} \langle s_1, s'_2 \rangle}$$

$$\mathcal{T}_1 = (S_1, Act_1, \longrightarrow_1, S_{0,1}, AP_1, L_1)$$

$$\mathcal{T}_2 = (S_2, Act_2, \longrightarrow_2, S_{0,2}, AP_2, L_2)$$

The transition system $\mathcal{T}_1 \parallel\parallel \mathcal{T}_2$ is defined by:

$$\mathcal{T}_1 \parallel\parallel \mathcal{T}_2 = (S_1 \times S_2, Act_1 \cup Act_2, \longrightarrow, S_{0,1} \times S_{0,2}, AP, L)$$

where the transition relation \longrightarrow is given by:

$$\frac{s_1 \xrightarrow{\alpha}_1 s'_1}{\langle s_1, s_2 \rangle \xrightarrow{\alpha} \langle s'_1, s_2 \rangle} \quad \frac{s_2 \xrightarrow{\alpha}_2 s'_2}{\langle s_1, s_2 \rangle \xrightarrow{\alpha} \langle s_1, s'_2 \rangle}$$

atomic propositions: $AP = AP_1 \uplus AP_2$

labeling function: $L(\langle s_1, s_2 \rangle) = L_1(s_1) \cup L_2(s_2)$

just a simple notation for operational semantics

$$\frac{\text{premise}}{\text{conclusion}}$$

just a simple notation for operational semantics

$$\frac{\text{premise}}{\text{conclusion}}$$

E.g., “the relation \longrightarrow is given by ...”

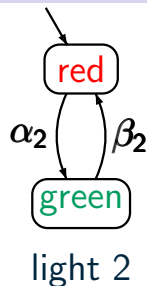
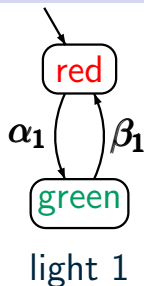
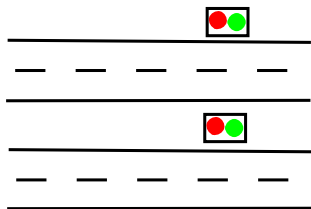
$$\frac{s_1 \xrightarrow{\alpha}_1 s'_1}{\langle s_1, s_2 \rangle \xrightarrow{\alpha} \langle s'_1, s_2 \rangle} \quad \frac{s_2 \xrightarrow{\alpha}_2 s'_2}{\langle s_1, s_2 \rangle \xrightarrow{\alpha} \langle s_1, s'_2 \rangle}$$

means that \longrightarrow is the **smallest relation** such that:

- (1) If $s_1 \xrightarrow{\alpha}_1 s'_1$, then $\langle s_1, s_2 \rangle \xrightarrow{\alpha} \langle s'_1, s_2 \rangle$
- (2) If $s_2 \xrightarrow{\alpha}_2 s'_2$, then $\langle s_1, s_2 \rangle \xrightarrow{\alpha} \langle s_1, s'_2 \rangle$

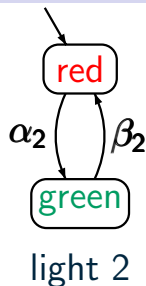
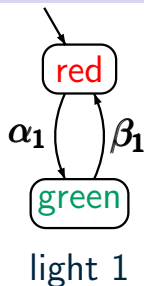
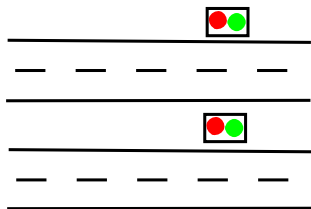
Useless lights for non-crossing streets

PC2.2-4

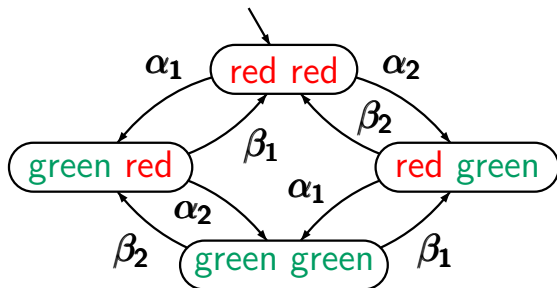


Useless lights for non-crossing streets

PC2.2-4



light 1 ||| light 2

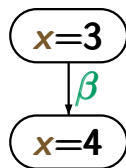
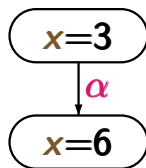


Dependent actions

PC2.2-5

dependent actions $\alpha \hat{=} x := 2x$ and $\beta \hat{=} x := x + 1$

representations in
transition systems

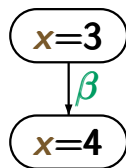
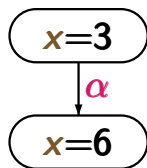


Dependent actions

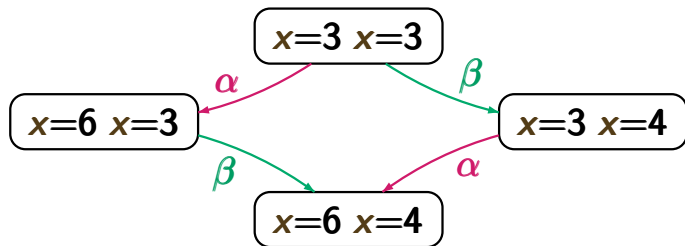
PC2.2-5

dependent actions $\alpha \hat{=} x := 2x$ and $\beta \hat{=} x := x + 1$

representations in
transition systems



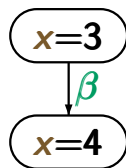
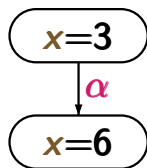
interleaving operator \parallel



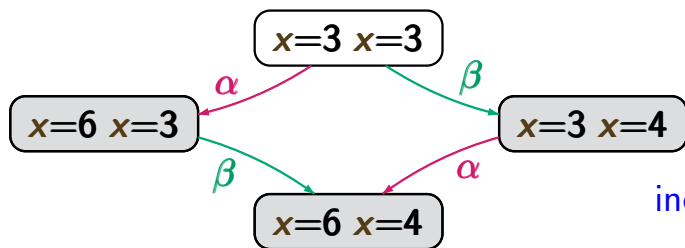
Interleaving fails for dependent actions

dependent actions $\alpha \hat{=} x := 2x$ and $\beta \hat{=} x := x + 1$

representations in transition systems



interleaving operator \parallel for transition systems “fails”



inconsistent
states

... for modeling **parallel systems** with
subprocesses communicating via **shared variables**

program graph \mathcal{P}_1
($Loc_1, \dots, \hookrightarrow_1, \dots$)

program graph \mathcal{P}_2
($Loc_2, \dots, \hookrightarrow_2, \dots$)

interleaving operator

$$\mathcal{P}_1 \parallel \mathcal{P}_2 = (Loc_1 \times Loc_2, \dots, \hookrightarrow, \dots)$$

Interleaving for program graphs

PC2.2-6

program graph \mathcal{P}_1
($Loc_1, \dots, \hookrightarrow_1, \dots$)

program graph \mathcal{P}_2
($Loc_2, \dots, \hookrightarrow_2, \dots$)

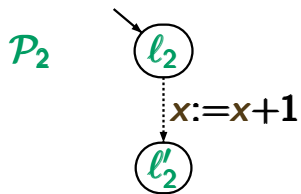
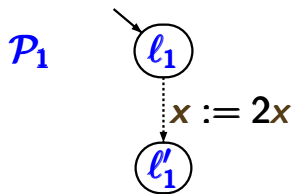
interleaving operator

$$\mathcal{P}_1 ||| \mathcal{P}_2 = (Loc_1 \times Loc_2, \dots, \hookrightarrow, \dots)$$

$$\frac{l_1 \xrightarrow{g:\alpha}_1 l'_1}{\langle l_1, l_2 \rangle \xrightarrow{g:\alpha} \langle l'_1, l_2 \rangle} \quad \frac{l_2 \xrightarrow{g:\alpha}_2 l'_2}{\langle l_1, l_2 \rangle \xrightarrow{g:\alpha} \langle l_1, l'_2 \rangle}$$

Example: interleaving for PG

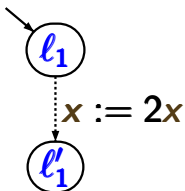
PC2.2-7



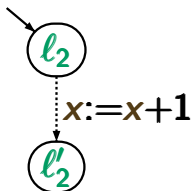
Example: interleaving for PG

PC2.2-7

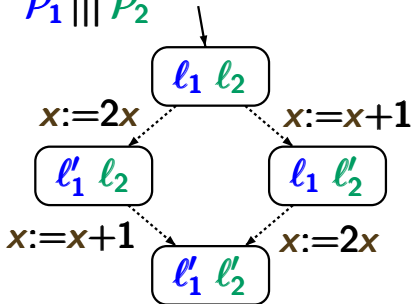
\mathcal{P}_1



\mathcal{P}_2

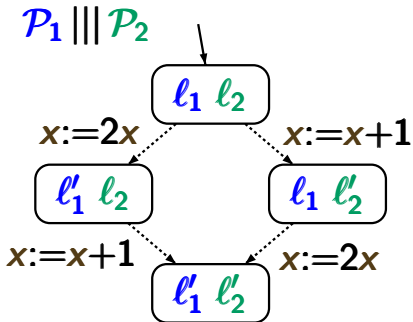
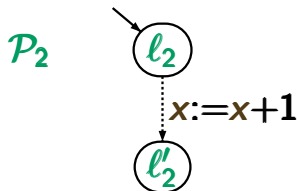
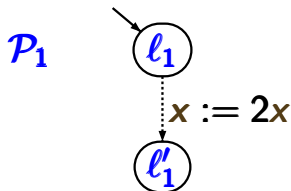


$\mathcal{P}_1 \parallel \mathcal{P}_2$

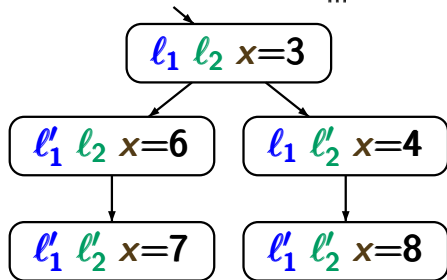


Example: interleaving for PG

PC2.2-7

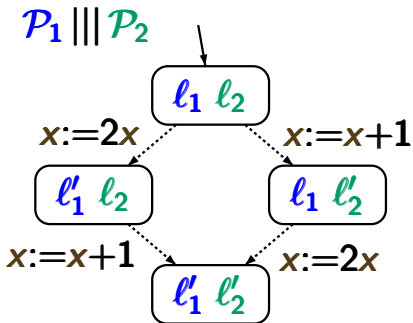
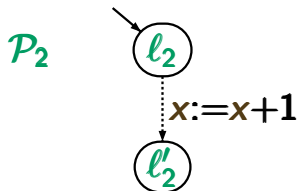
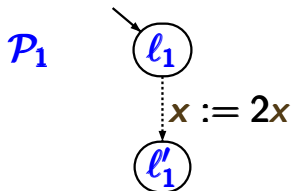


transition system $\mathcal{T}_{\mathcal{P}_1 \parallel \mathcal{P}_2}$

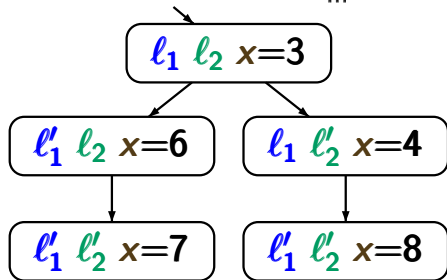


Example: interleaving for PG

PC2.2-7



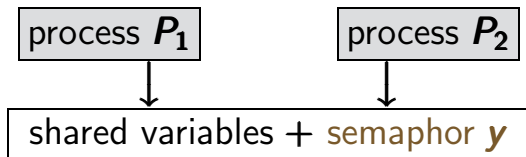
transition system $\mathcal{T}_{\mathcal{P}_1 \parallel \mathcal{P}_2}$



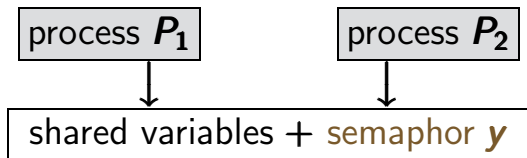
note: $\mathcal{T}_{\mathcal{P}_1 \parallel \mathcal{P}_2} \neq \mathcal{T}_{\mathcal{P}_1} \parallel \mathcal{T}_{\mathcal{P}_2}$

Mutual exclusion with semaphore

PC2.2-9



Mutual exclusion with semaphore

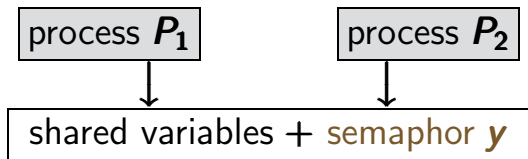


protocol for process P_i

```
LOOP FOREVER
  noncritical actions;
  AWAIT  $y > 0$  DO
     $y := y - 1$ 
  OD
  critical actions;
   $y := y + 1$ 
END LOOP
```

Mutual exclusion with semaphore

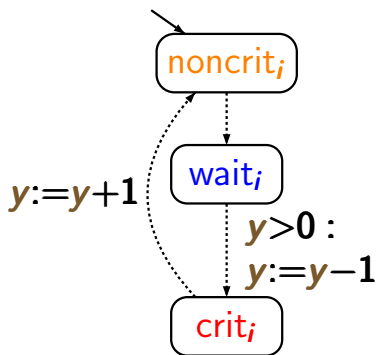
PC2.2-9



protocol for process P_i

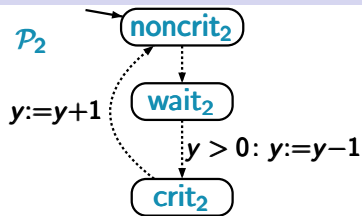
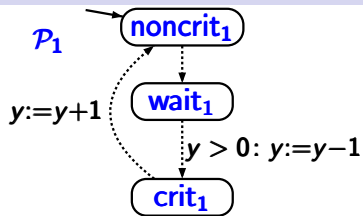
```
LOOP FOREVER
  noncritical actions;
  AWAIT  $y > 0$  DO
     $y := y - 1$ 
  OD
  critical actions;
   $y := y + 1$ 
END LOOP
```

program graph P_i



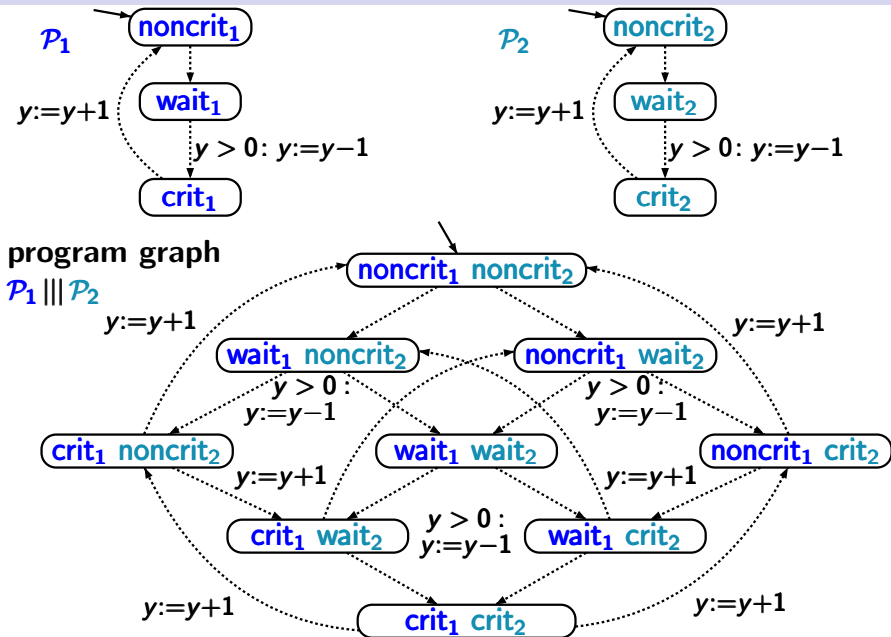
Mutual exclusion with semaphore

PC2.2-10



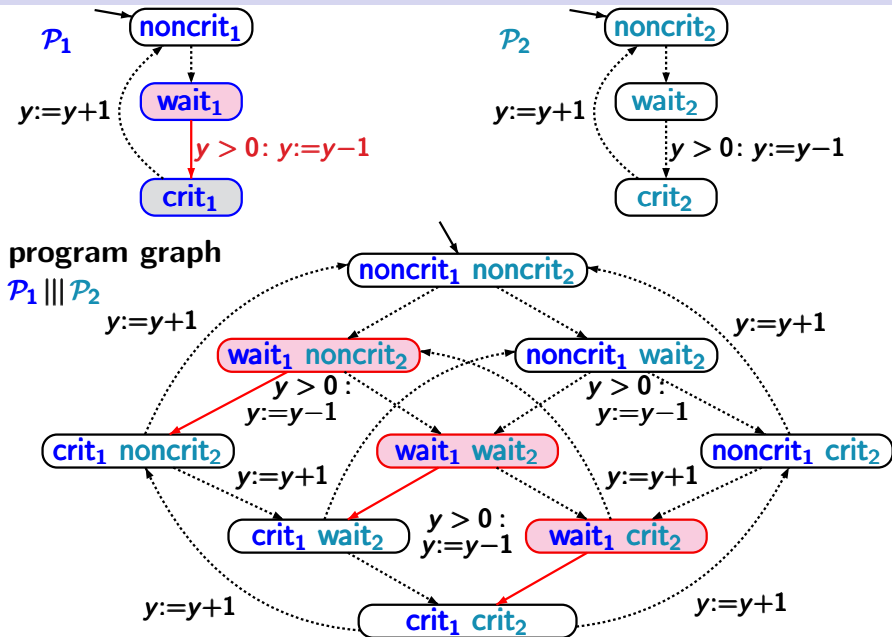
Mutual exclusion with semaphore

PC2.2-10



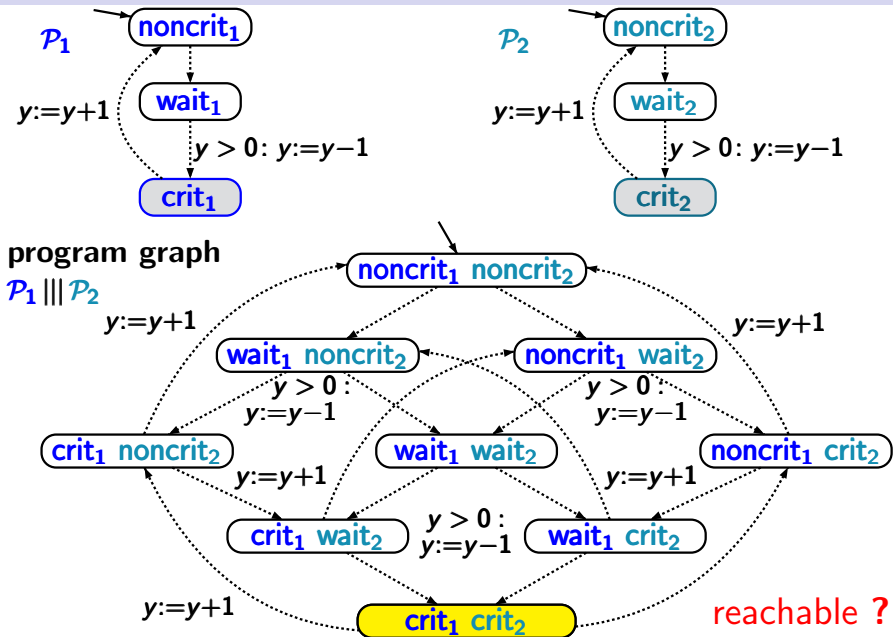
Mutual exclusion with semaphore

PC2.2-10



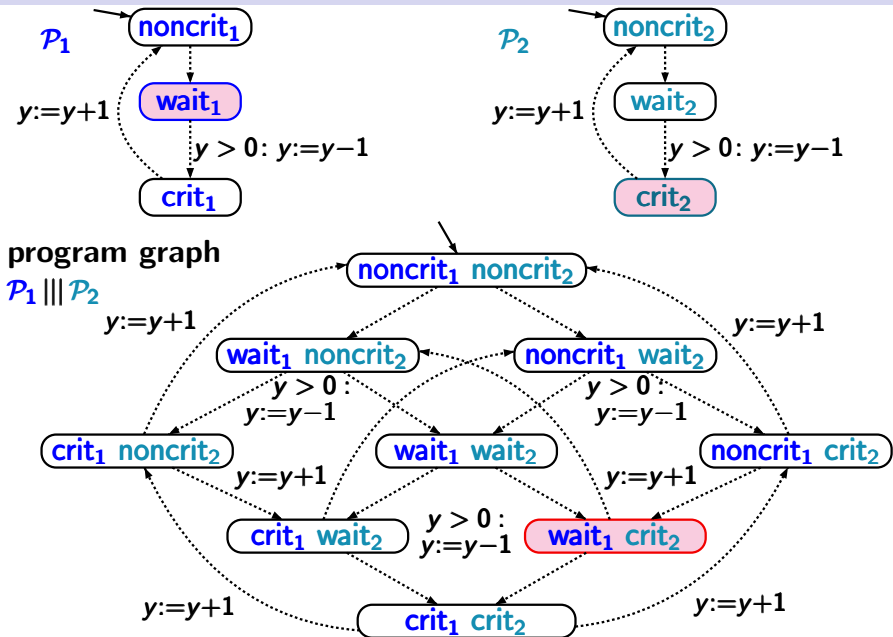
Mutual exclusion with semaphore

PC2.2-10



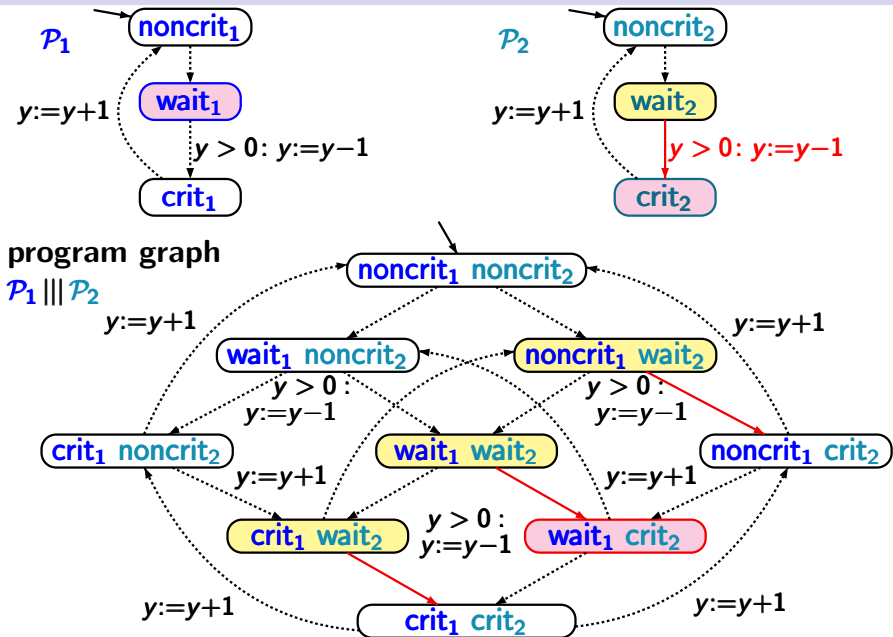
Mutual exclusion with semaphore

PC2.2-10



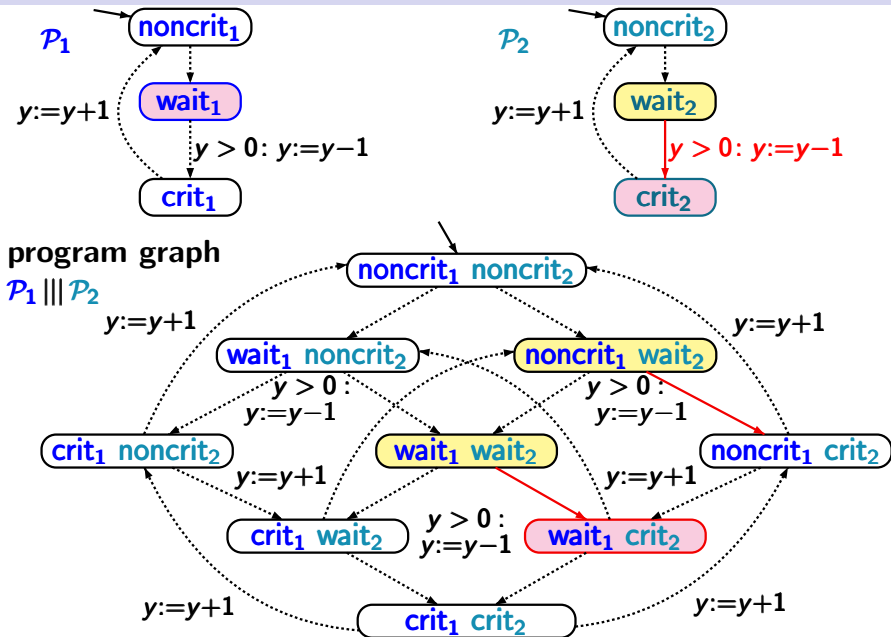
Mutual exclusion with semaphore

PC2.2-10

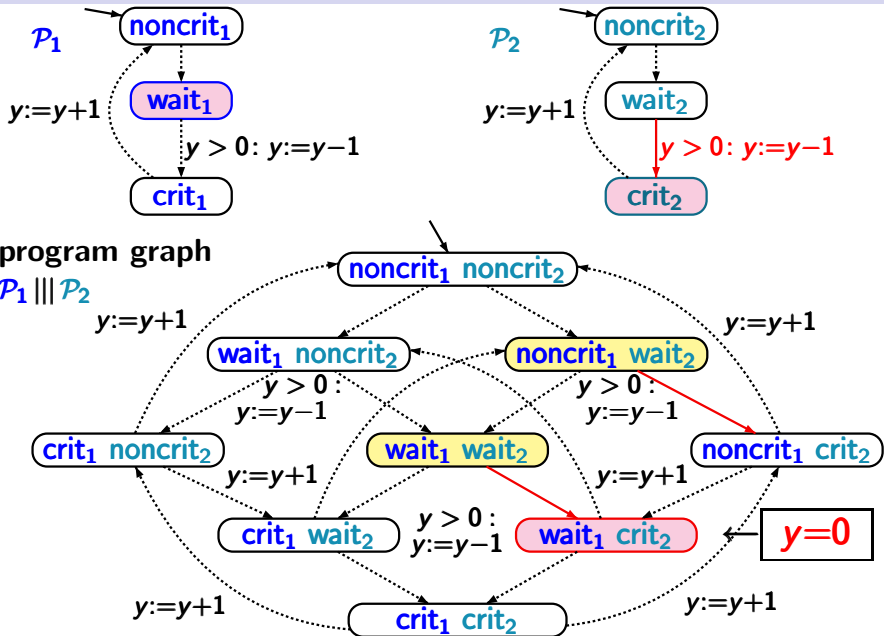


Mutual exclusion with semaphore

PC2.2-10

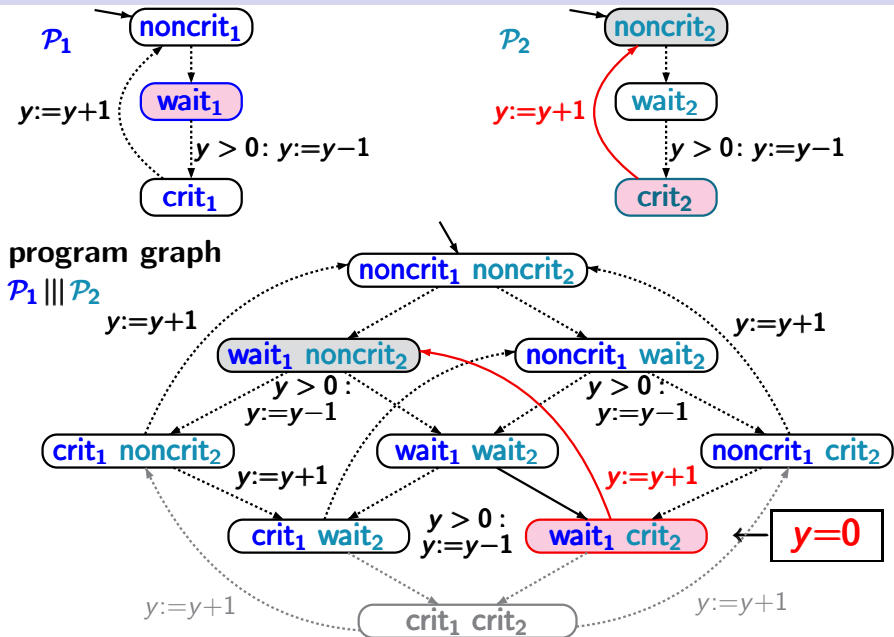


Mutual exclusion with semaphore



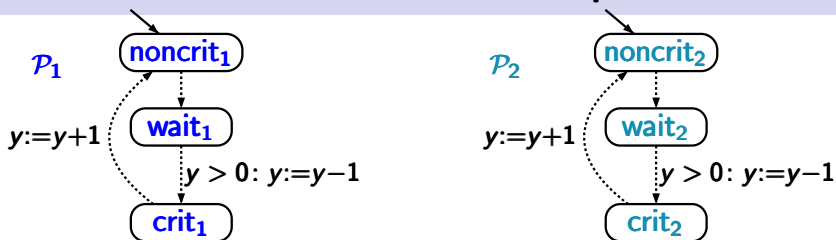
Mutual exclusion with semaphore

PC2.2-10

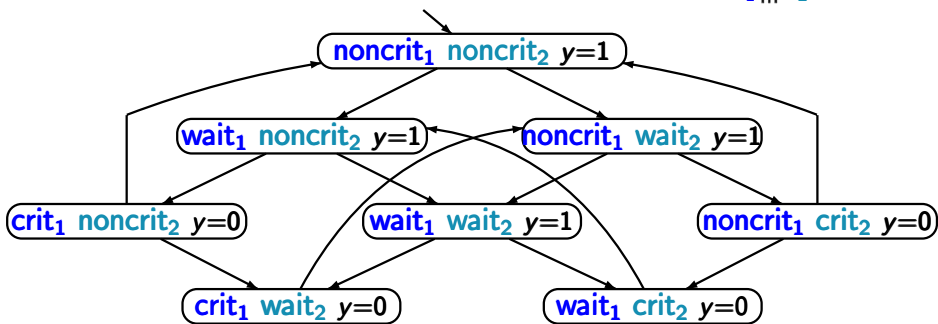


TS for mutual exclusion with semaphore

PC2.2-11

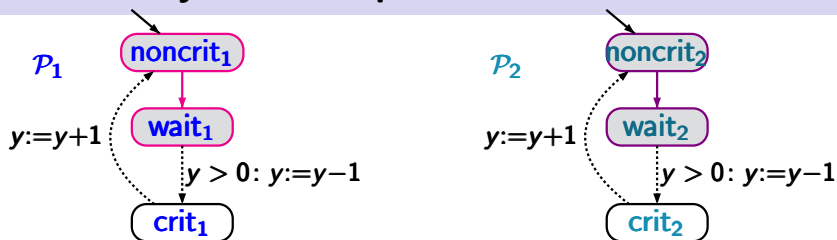


reachable fragment of the transition system $\mathcal{T}_{\mathcal{P}_1 \parallel \mathcal{P}_2}$

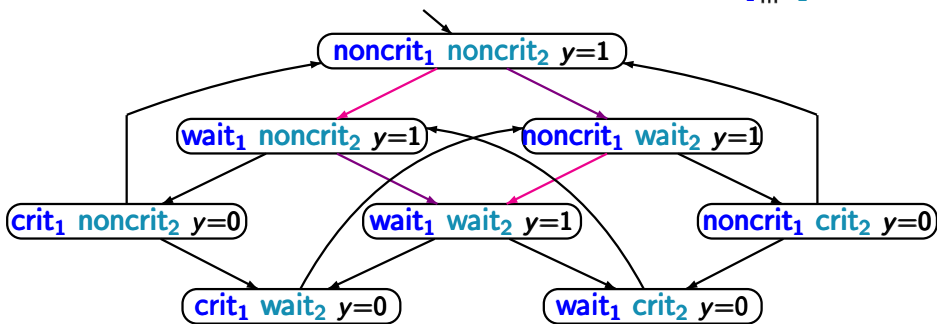


Concurrency of the request actions

pc2.2-11

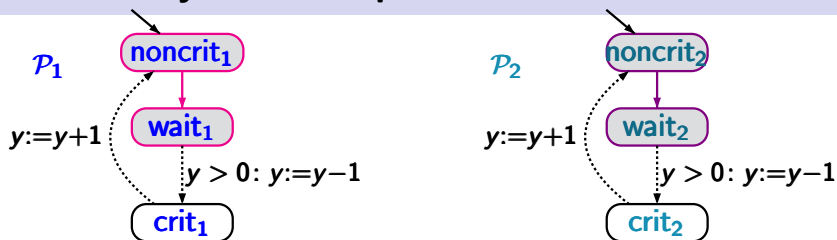


reachable fragment of the transition system $\mathcal{T}_{\mathcal{P}_1 ||| \mathcal{P}_2}$

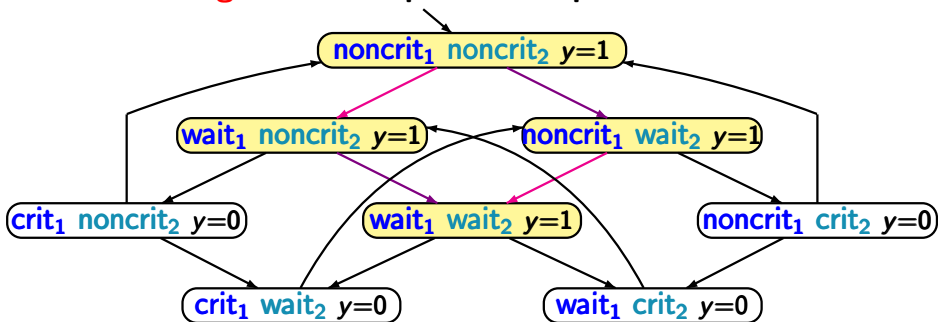


Concurrency of the request actions

PC2.2-11

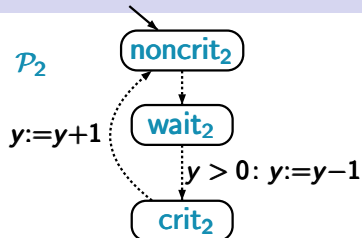
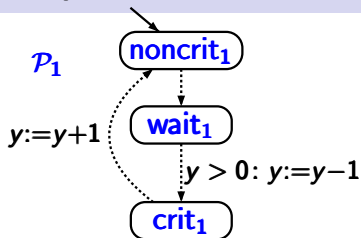


interleaving of the independent request actions

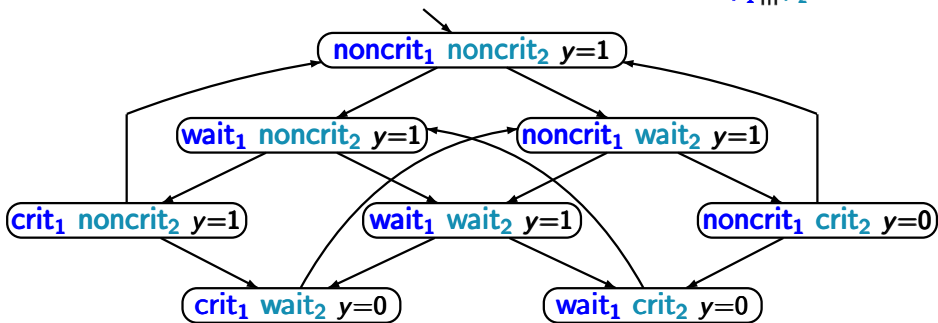


Competition

PC2.2-11A

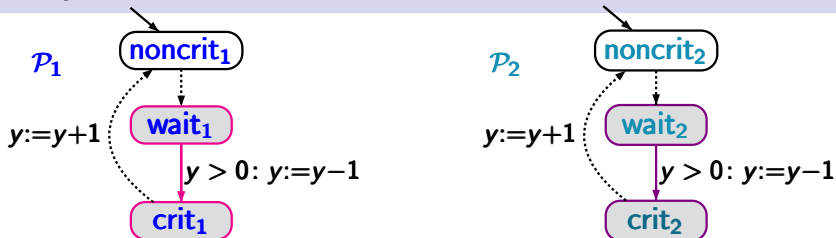


reachable fragment of the transition system $\mathcal{T}_{\mathcal{P}_1 \parallel \mathcal{P}_2}$

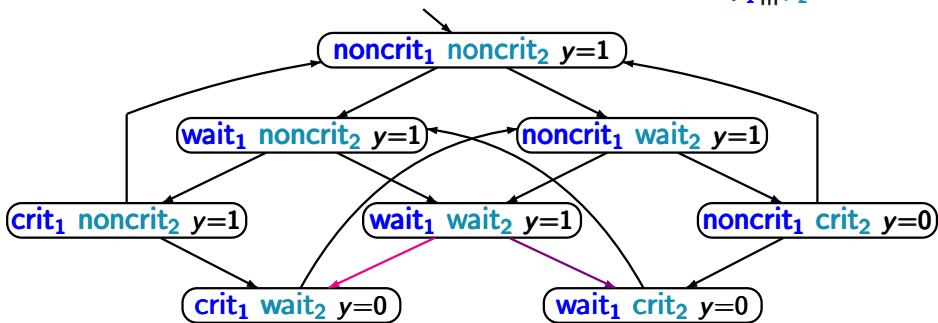


Competition

PC2.2-11A

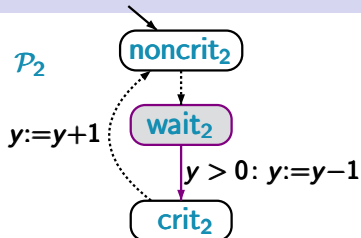
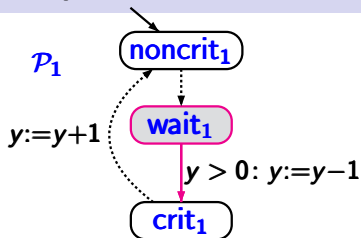


reachable fragment of the transition system $\mathcal{T}_{\mathcal{P}_1 \parallel \mathcal{P}_2}$

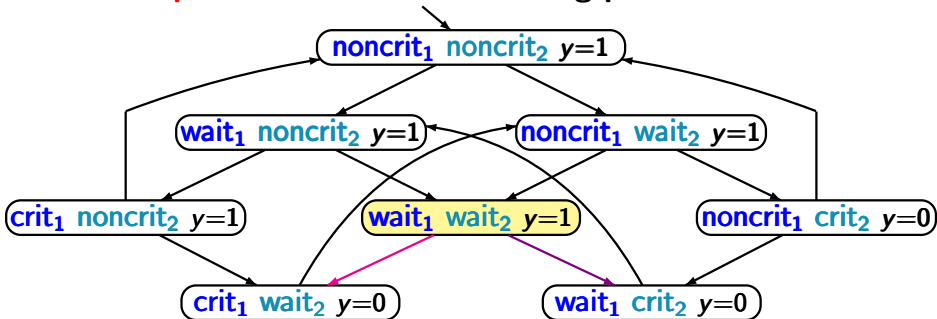


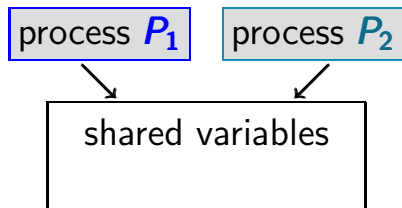
Competition

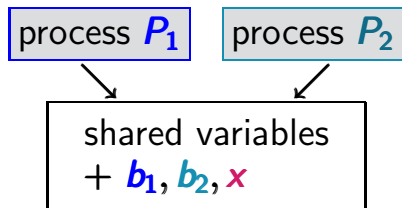
PC2.2-11A

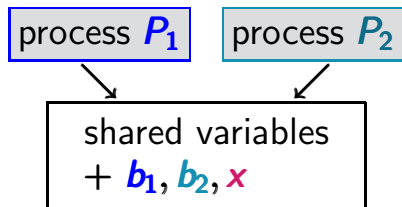


... **competition** between the waiting processes ...

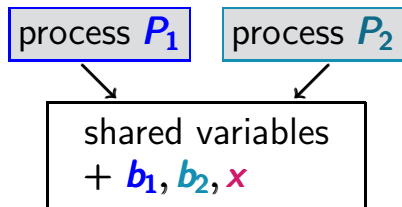








b_1, b_2 Boolean variables, $x \in \{1, 2\}$

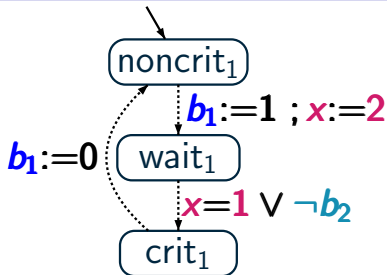
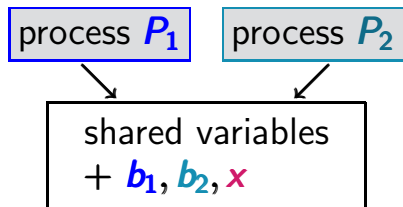


b_1, b_2 Boolean variables, $x \in \{1, 2\}$

```
LOOP FOREVER                                (* protocol for  $P_1$  *)
  noncritical actions;
   $b_1 := 1$  ;  $x := 2$ ;
  AWAIT  $x = 1 \vee \neg b_2$  DO critical section OD
   $b_1 := 0$ 
END LOOP
```

Peterson algorithm for mutual exclusion

PC2.2-12

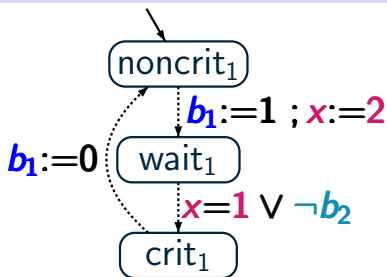
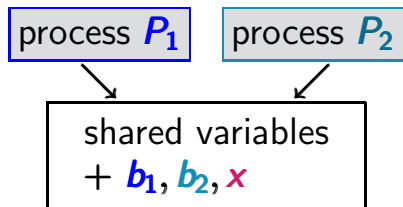


b_1, b_2 Boolean variables, $x \in \{1, 2\}$

```
LOOP FOREVER                                (* protocol for  $P_1$  *)
  noncritical actions;
   $b_1 := 1 ; x := 2$ ;
  AWAIT  $x = 1 \vee \neg b_2$  DO critical section OD
   $b_1 := 0$ 
END LOOP
```

Peterson algorithm for mutual exclusion

PC2.2-12

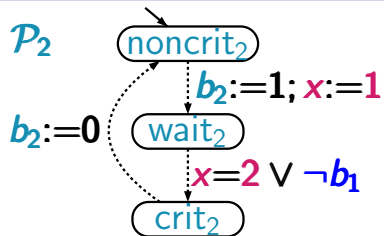
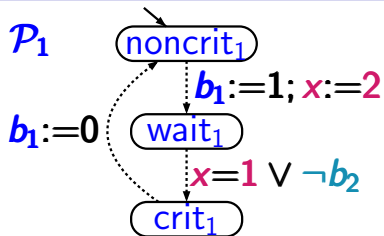


b_1, b_2 Boolean variables, $x \in \{1, 2\}$

```
LOOP FOREVER (* protocol for  $P_1$  *)
  noncritical actions;
  atomic{  $b_1 := 1 ; x := 2$  };
  AWAIT  $x = 1 \vee \neg b_2$  DO critical section OD
   $b_1 := 0$ 
END LOOP
```

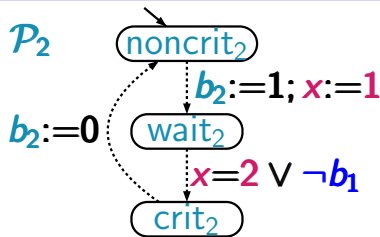
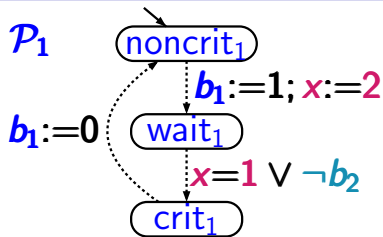
Program graphs for Peterson algorithm

PC2.2-13



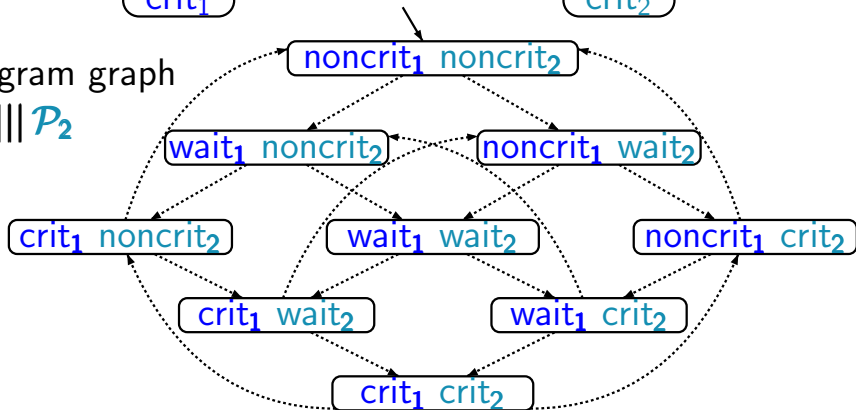
Program graphs for Peterson algorithm

pc2.2-13

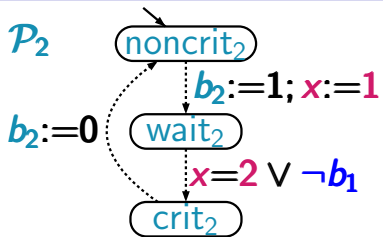
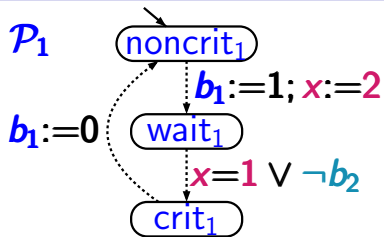


program graph

$\mathcal{P}_1 \parallel \mathcal{P}_2$

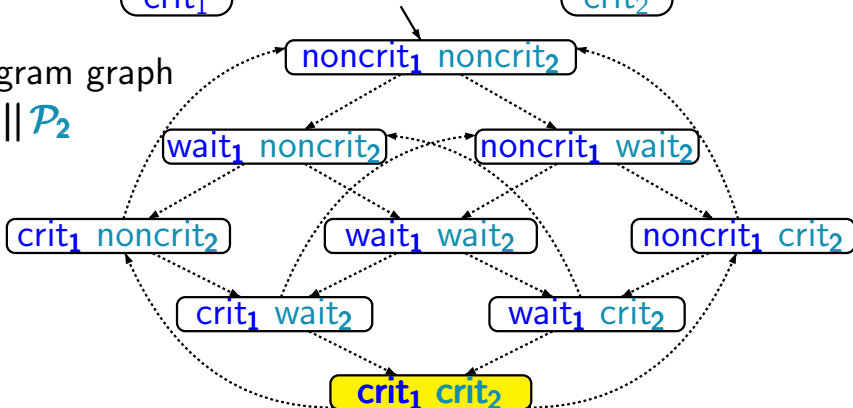


Program graphs for Peterson algorithm



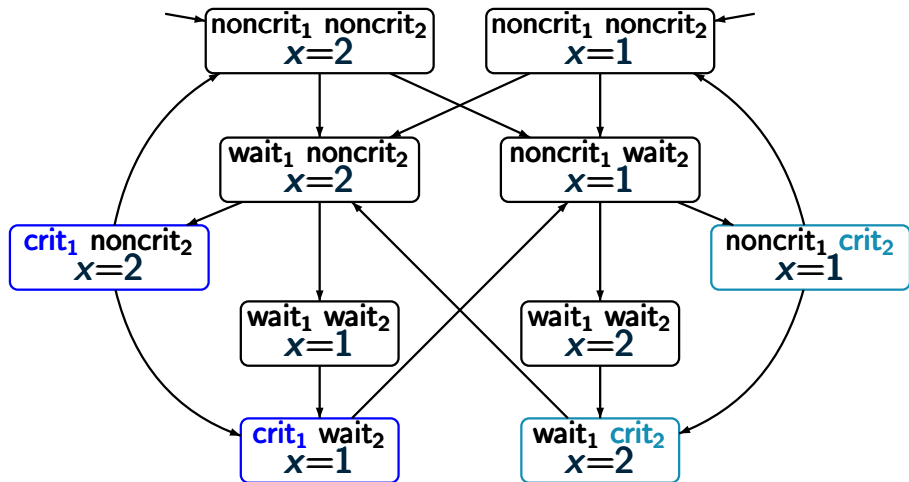
program graph

$\mathcal{P}_1 \parallel \mathcal{P}_2$



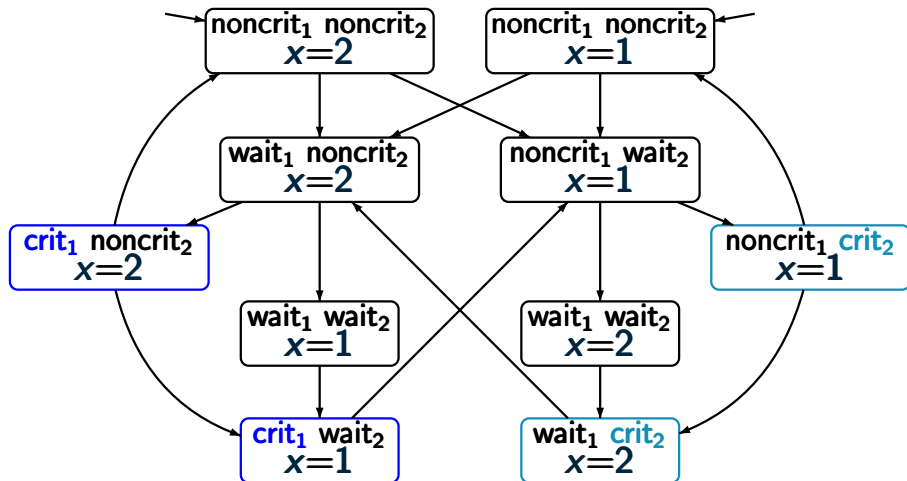
TS for the Peterson algorithm

PC2.2-14



TS for the Peterson algorithm

PC2.2-14

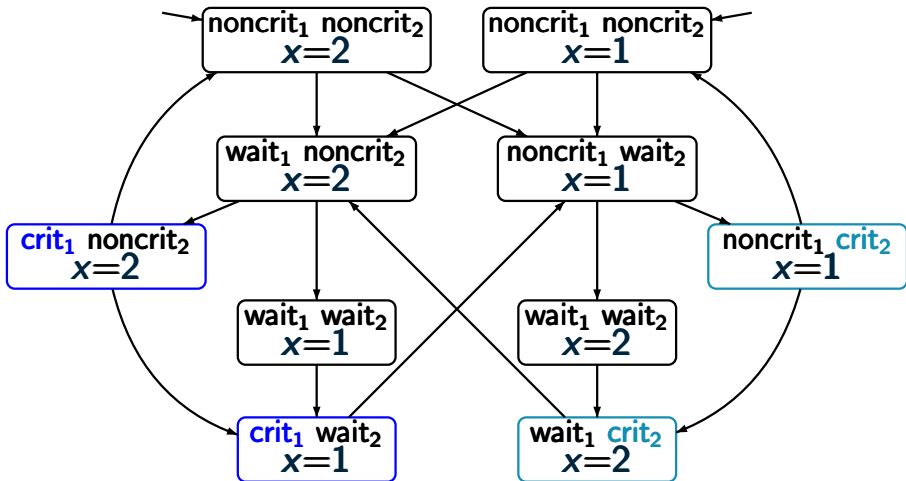


value of b_1 is given by $\text{wait}_1 \vee \text{crit}_1$

value of b_2 is given by $\text{wait}_2 \vee \text{crit}_2$

TS for the Peterson algorithm

PC2.2-14



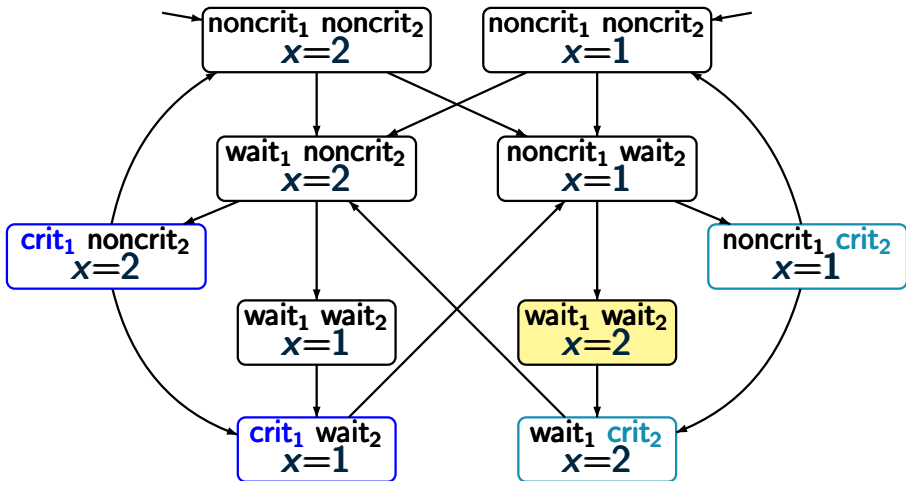
value of b_1 is given by $\text{wait}_1 \vee \text{crit}_1$

value of b_2 is given by $\text{wait}_2 \vee \text{crit}_2$

+ unreachable states

TS for the Peterson algorithm

PC2.2-14



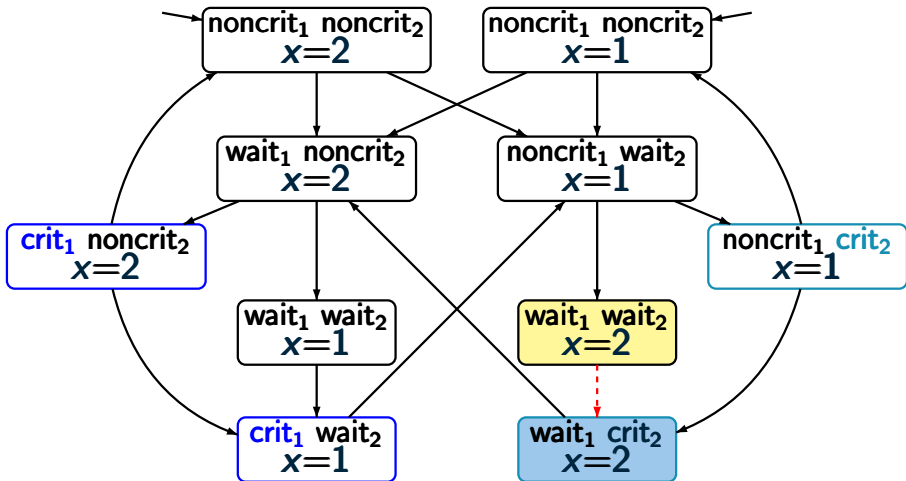
value of b_1 is given by $\text{wait}_1 \vee \text{crit}_1$

value of b_2 is given by $\text{wait}_2 \vee \text{crit}_2$

+ unreachable
states

TS for the Peterson algorithm

PC2.2-14



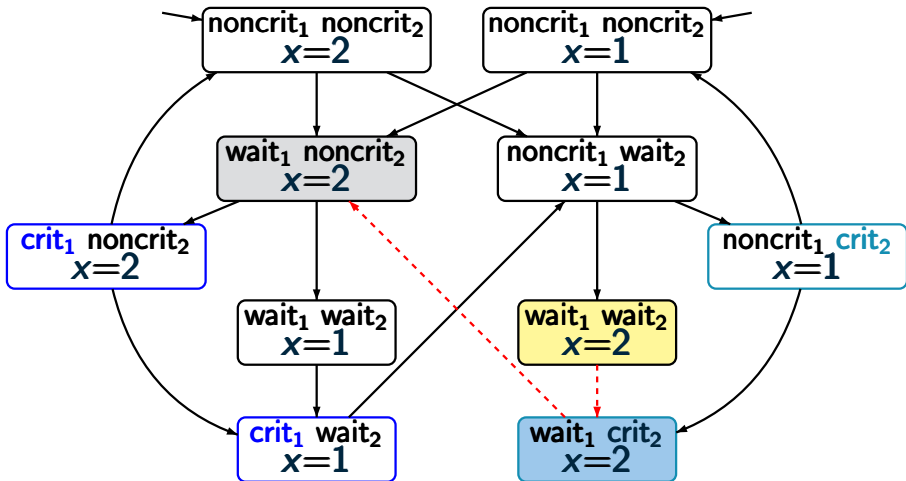
value of b_1 is given by $\text{wait}_1 \vee \text{crit}_1$

value of b_2 is given by $\text{wait}_2 \vee \text{crit}_2$

+ unreachable states

TS for the Peterson algorithm

PC2.2-14



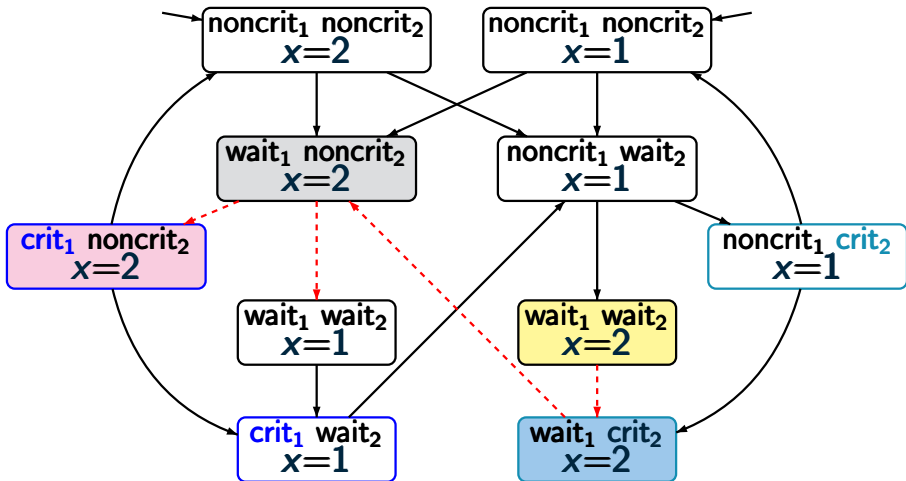
value of b_1 is given by $wait_1 \vee crit_1$

value of b_2 is given by $wait_2 \vee crit_2$

+ unreachable states

TS for the Peterson algorithm

PC2.2-14



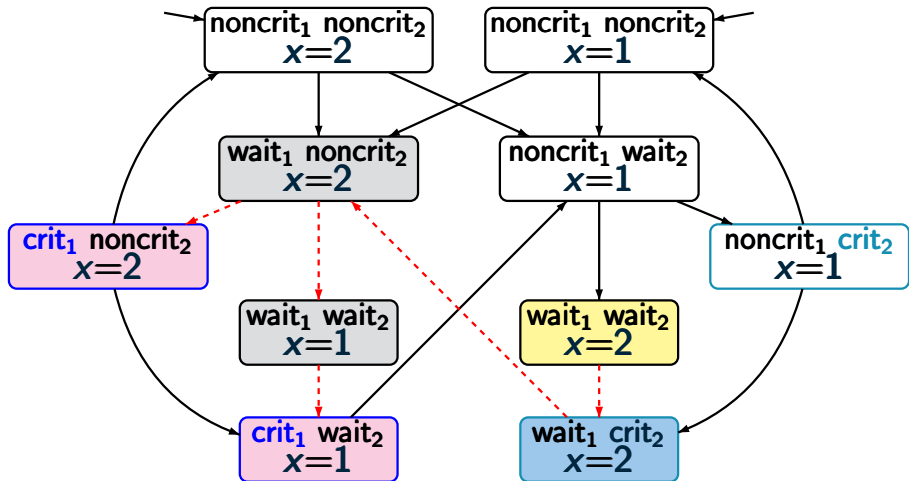
value of b_1 is given by $\text{wait}_1 \vee \text{crit}_1$

value of b_2 is given by $\text{wait}_2 \vee \text{crit}_2$

+ unreachable states

TS for the Peterson algorithm

PC2.2-14

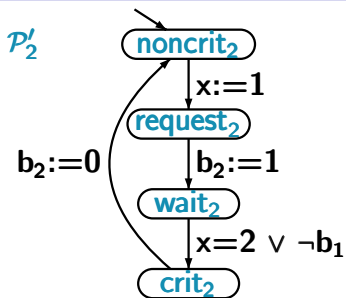
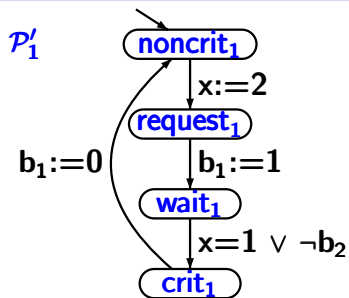


value of b_1 is given by $\text{wait}_1 \vee \text{crit}_1$

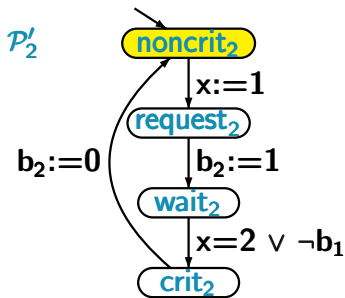
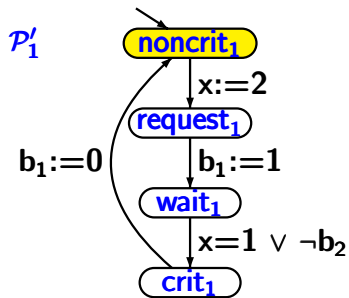
value of b_2 is given by $\text{wait}_2 \vee \text{crit}_2$

+ unreachable states

Variant of Peterson algorithm



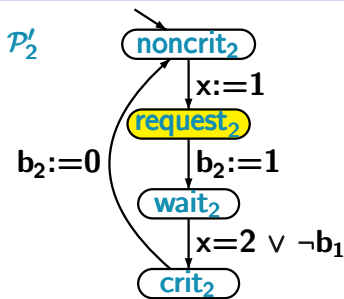
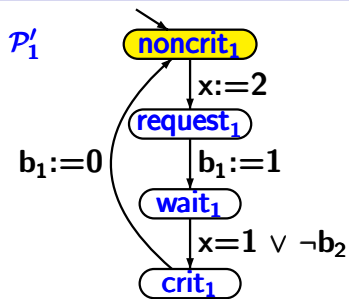
Variant of Peterson algorithm



possible executions

noncrit₁ **noncrit₂** **x=1** **¬b₁** **¬b₂**

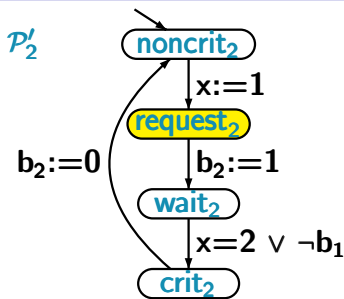
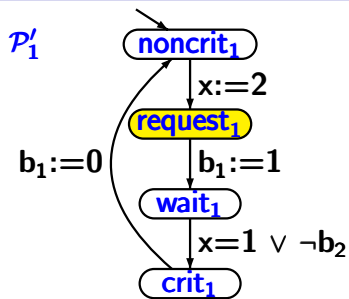
Variant of Peterson algorithm



possible executions

noncrit ₁	noncrit ₂	x=1	¬b ₁	¬b ₂
noncrit ₁	request ₂	x=1	¬b ₁	¬b ₂

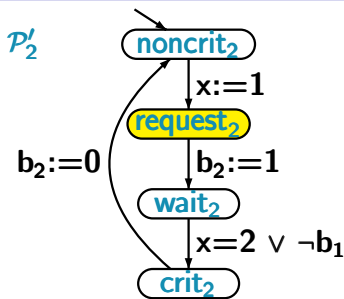
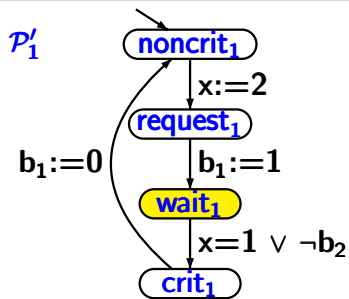
Variant of Peterson algorithm



possible executions

noncrit ₁	noncrit ₂	x=1	¬b ₁	¬b ₂
noncrit ₁	request ₂	x=1	¬b ₁	¬b ₂
request ₁	request ₂	x=2	¬b ₁	¬b ₂

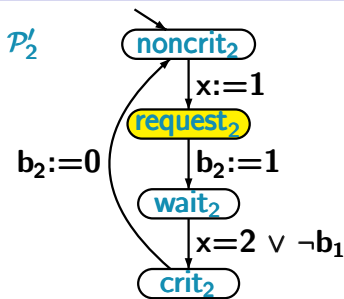
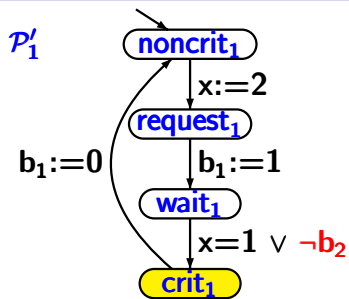
Variant of Peterson algorithm



possible executions

noncrit ₁	noncrit ₂	x=1	¬b ₁	¬b ₂
noncrit ₁	request ₂	x=1	¬b ₁	¬b ₂
request ₁	request ₂	x=2	¬b ₁	¬b ₂
wait ₁	request ₂	x=2	b ₁	¬b ₂

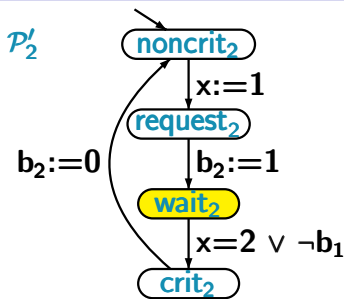
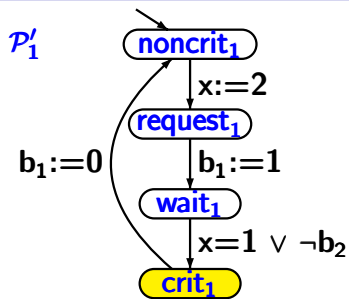
Variant of Peterson algorithm



possible executions

noncrit ₁	noncrit ₂	x=1	$\neg b_1$	$\neg b_2$
noncrit ₁	request ₂	x=1	$\neg b_1$	$\neg b_2$
request ₁	request ₂	x=2	$\neg b_1$	$\neg b_2$
wait ₁	request ₂	x=2	b_1	$\neg b_2$
crit ₁	request ₂	x=2	b_1	$\neg b_2$

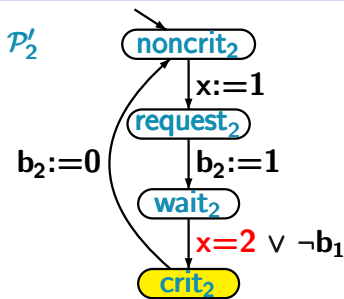
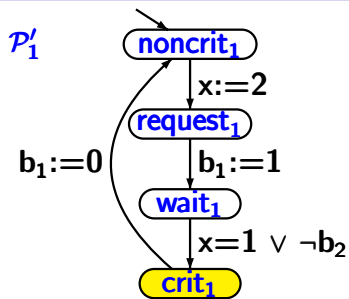
Variant of Peterson algorithm



possible executions

noncrit ₁	noncrit ₂	x=1	¬b ₁	¬b ₂
noncrit ₁	request ₂	x=1	¬b ₁	¬b ₂
request ₁	request ₂	x=2	¬b ₁	¬b ₂
wait ₁	request ₂	x=2	b ₁	¬b ₂
crit ₁	request ₂	x=2	b ₁	¬b ₂
crit ₁	wait ₂	x=2	b ₁	b ₂

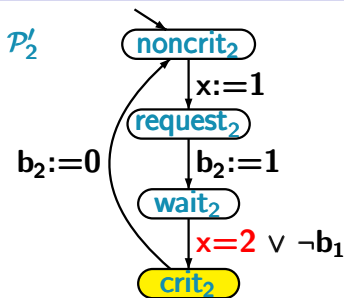
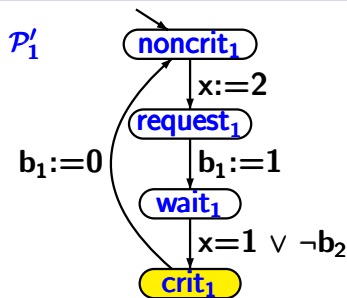
Variant of Peterson algorithm



possible executions

noncrit ₁	noncrit ₂	x=1	¬b ₁	¬b ₂
noncrit ₁	request ₂	x=1	¬b ₁	¬b ₂
request ₁	request ₂	x=2	¬b ₁	¬b ₂
wait ₁	request ₂	x=2	b ₁	¬b ₂
crit ₁	request ₂	x=2	b ₁	¬b ₂
crit ₁	wait ₂	x=2	b ₁	b ₂
crit ₁	crit ₂	x=2	b ₁	b ₂

Variant of Peterson algorithm **incorrect!**



possible executions

noncrit ₁	noncrit ₂	x=1	¬b ₁	¬b ₂
noncrit ₁	request ₂	x=1	¬b ₁	¬b ₂
request ₁	request ₂	x=2	¬b ₁	¬b ₂
wait ₁	request ₂	x=2	b ₁	¬b ₂
crit ₁	request ₂	x=2	b ₁	¬b ₂
crit ₁	wait ₂	x=2	b ₁	b ₂
crit ₁	crit ₂	x=2	b ₁	b ₂

How many states ...?

PC2.2-8

Given n processes by program graphs $\mathcal{P}_1, \dots, \mathcal{P}_n$

How many states ...?

PC2.2-8

Given n processes by program graphs $\mathcal{P}_1, \dots, \mathcal{P}_n$

- with 2 locations each
- over the set of variables $\mathit{Var} = \{x_1, \dots, x_m\}$
with $\mathit{Dom}(x_i) = \{0, 1\}$

How many states has the transition system $\mathcal{T}_{\mathcal{P}_1 \parallel \dots \parallel \mathcal{P}_n}$?

How many states ...?

Given n processes by program graphs $\mathcal{P}_1, \dots, \mathcal{P}_n$

- with 2 locations each
- over the set of variables $\text{Var} = \{x_1, \dots, x_m\}$
with $\text{Dom}(x_i) = \{0, 1\}$

How many states has the transition system $\mathcal{T}_{\mathcal{P}_1 \parallel \dots \parallel \mathcal{P}_n}$?

answer: $2^n \cdot 2^m$

Given n processes by program graphs $\mathcal{P}_1, \dots, \mathcal{P}_n$

- with 2 locations each
- over the set of variables $\text{Var} = \{x_1, \dots, x_m\}$
with $\text{Dom}(x_i) = \{0, 1\}$

How many states has the transition system $\mathcal{T}_{\mathcal{P}_1 \parallel \dots \parallel \mathcal{P}_n}$?

answer: $2^n \cdot 2^m$



state explosion: size of transition systems grows

- exponentially in the number of parallel processes
- exponentially in the number of variables

- **true concurrency**: interleaving operator `|||` for **TS**
(no communication, no dependencies)

- **true concurrency**: interleaving operator $|||$ for **TS**
(no communication, no dependencies)
- **communication via shared variables**
 - * description of subsystems by **program graphs**
 - * interleaving $|||$ for program graphs
 - * **TS** is obtained by “**unfolding**”

- **true concurrency**: interleaving operator $|||$ for **TS**
(no communication, no dependencies)
- **communication via shared variables**
 - * description of subsystems by **program graphs**
 - * interleaving $|||$ for program graphs
 - * **TS** is obtained by “**unfolding**”
- **synchronous message passing**

- **true concurrency**: interleaving operator \parallel for **TS**
(no communication, no dependencies)
- **communication via shared variables**
 - * description of subsystems by **program graphs**
 - * interleaving \parallel for program graphs
 - * **TS** is obtained by “**unfolding**”
- **synchronous message passing**
 - * operator \parallel_{Syn} for **TS**
 - * interleaving for independent actions
 - * synchronization over actions in **Syn**

- **true concurrency**: interleaving operator $|||$ for **TS**
(no communication, no dependencies)
- **communication via shared variables**
 - * description of subsystems by **program graphs**
 - * interleaving $|||$ for program graphs
 - * **TS** is obtained by “**unfolding**”
- **synchronous message passing** ← data abstract
 - * operator $||_{Syn}$ for **TS**
 - * interleaving for independent actions
 - * synchronization over actions in **Syn**

- **true concurrency**: interleaving operator $|||$ for **TS**
(no communication, no dependencies)
- **communication via shared variables**
 - * description of subsystems by **program graphs**
 - * interleaving $|||$ for program graphs
 - * **TS** is obtained by “**unfolding**”
- **synchronous message passing** \leftarrow data abstract
 - * operator $||_{Syn}$ for **TS**
 - * interleaving for independent actions
 - * synchronization over actions in **Syn**
- **channel systems**
communication via shared variables + via channels
- **synchronous product**

$\mathcal{T}_1 = (S_1, Act_1, \rightarrow_1, \dots)$, $\mathcal{T}_2 = (S_2, Act_2, \rightarrow_2, \dots)$ TS

$Syn \subseteq Act_1 \cap Act_2$ set of synchronization actions

$\mathcal{T}_1 = (S_1, Act_1, \rightarrow_1, \dots)$, $\mathcal{T}_2 = (S_2, Act_2, \rightarrow_2, \dots)$ TS

$Syn \subseteq Act_1 \cap Act_2$ set of synchronization actions

composite transition system:

$$\mathcal{T}_1 \parallel_{Syn} \mathcal{T}_2 = (S_1 \times S_2, Act_1 \cup Act_2, \rightarrow, \dots)$$

for modeling the concurrent execution of \mathcal{T}_1 and \mathcal{T}_2
with **synchronization** over all actions in **Syn**

$\mathcal{T}_1 = (S_1, Act_1, \rightarrow_1, \dots)$, $\mathcal{T}_2 = (S_2, Act_2, \rightarrow_2, \dots)$ TS

$Syn \subseteq Act_1 \cap Act_2$ set of synchronization actions

composite transition system:

$$\mathcal{T}_1 \parallel_{Syn} \mathcal{T}_2 = (S_1 \times S_2, Act_1 \cup Act_2, \rightarrow, \dots)$$

interleaving for all actions $\alpha \in Act_i \setminus Syn$:

$$\frac{s_1 \xrightarrow{\alpha}_1 s'_1}{\langle s_1, s_2 \rangle \xrightarrow{\alpha} \langle s'_1, s_2 \rangle} \qquad \frac{s_2 \xrightarrow{\alpha}_2 s'_2}{\langle s_1, s_2 \rangle \xrightarrow{\alpha} \langle s_1, s'_2 \rangle}$$

$\mathcal{T}_1 = (\mathcal{S}_1, \mathit{Act}_1, \rightarrow_1, \dots)$, $\mathcal{T}_2 = (\mathcal{S}_2, \mathit{Act}_2, \rightarrow_2, \dots)$ TS

$\mathit{Syn} \subseteq \mathit{Act}_1 \cap \mathit{Act}_2$ set of synchronization actions

composite transition system:

$$\mathcal{T}_1 \parallel_{\mathit{Syn}} \mathcal{T}_2 = (\mathcal{S}_1 \times \mathcal{S}_2, \mathit{Act}_1 \cup \mathit{Act}_2, \rightarrow, \dots)$$

interleaving for all actions $\alpha \in \mathit{Act}_i \setminus \mathit{Syn}$:

$$\frac{s_1 \xrightarrow{\alpha}_1 s'_1}{\langle s_1, s_2 \rangle \xrightarrow{\alpha} \langle s'_1, s_2 \rangle} \qquad \frac{s_2 \xrightarrow{\alpha}_2 s'_2}{\langle s_1, s_2 \rangle \xrightarrow{\alpha} \langle s_1, s'_2 \rangle}$$

handshaking (rendezvous) for all $\alpha \in \mathit{Syn}$:

$\mathcal{T}_1 = (S_1, Act_1, \rightarrow_1, \dots)$, $\mathcal{T}_2 = (S_2, Act_2, \rightarrow_2, \dots)$ TS

$Syn \subseteq Act_1 \cap Act_2$ set of synchronization actions

composite transition system:

$$\mathcal{T}_1 \parallel_{Syn} \mathcal{T}_2 = (S_1 \times S_2, Act_1 \cup Act_2, \rightarrow, \dots)$$

interleaving for all actions $\alpha \in Act_i \setminus Syn$:

$$\frac{s_1 \xrightarrow{\alpha}_1 s'_1}{\langle s_1, s_2 \rangle \xrightarrow{\alpha} \langle s'_1, s_2 \rangle} \qquad \frac{s_2 \xrightarrow{\alpha}_2 s'_2}{\langle s_1, s_2 \rangle \xrightarrow{\alpha} \langle s_1, s'_2 \rangle}$$

handshaking (rendezvous) for all $\alpha \in Syn$:

$$\frac{s_1 \xrightarrow{\alpha}_1 s'_1 \wedge s_2 \xrightarrow{\alpha}_2 s'_2}{\langle s_1, s_2 \rangle \xrightarrow{\alpha} \langle s'_1, s'_2 \rangle}$$

by synchronous message passing

by **synchronous message passing** using an **arbiter**

protocol for process P_i

```
LOOP FOREVER DO
  noncritical actions
  request
  critical section
  release
  noncritical actions
OD
```

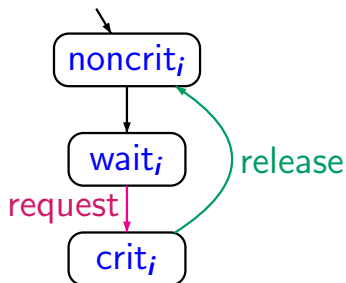
Mutual exclusion with an arbiter

pc2.2-18

protocol for process P_i

```
LOOP FOREVER DO
  noncritical actions
  request
  critical section
  release
  noncritical actions
OD
```

transition system \mathcal{T}_i



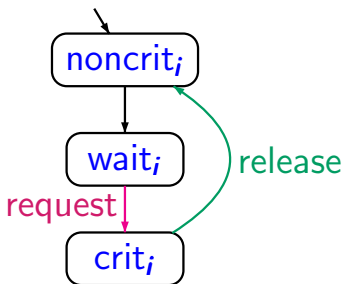
Mutual exclusion with an arbiter

pc2.2-18

protocol for process P_i

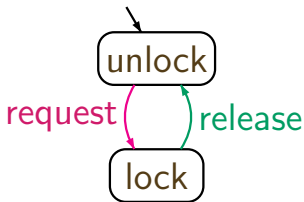
```
LOOP FOREVER DO
  noncritical actions
  request
  critical section
  release
  noncritical actions
OD
```

transition system \mathcal{T}_i



Arbiter:

selects nondeterministically
a synchronization partner
 \mathcal{T}_1 or \mathcal{T}_2



$(\mathcal{T}_1 \parallel \mathcal{T}_2) \parallel_{Syn} \textit{Arbiter}$ where $Syn = \{\textit{request}, \textit{release}\}$

$(\mathcal{T}_1 \parallel \mathcal{T}_2) \parallel_{Syn} \textit{Arbiter}$ where $Syn = \{\textit{request}, \textit{release}\}$

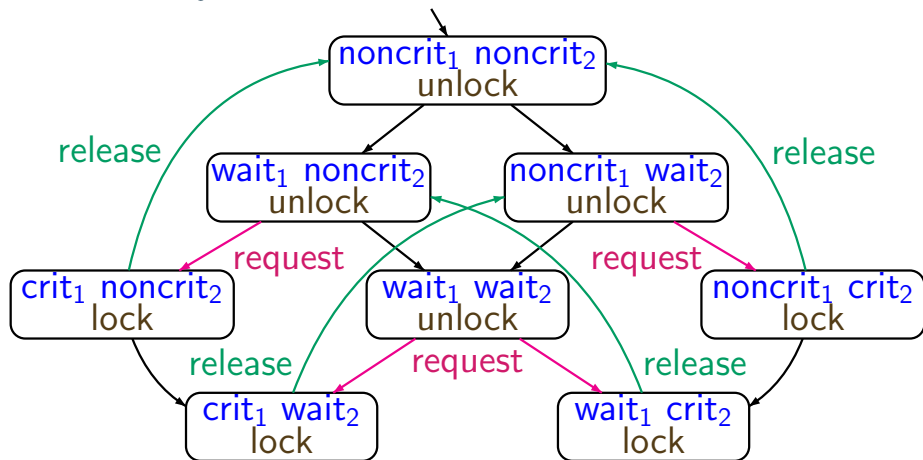
↑
“pure”
interleaving
for TS

↙
handshaking
for actions
request and **release**

Mutual exclusion with an arbiter

pc2.2-19

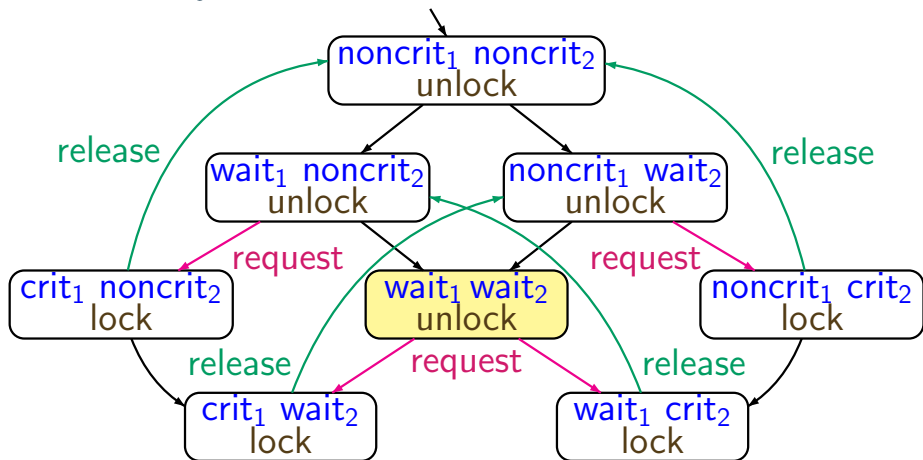
$(\mathcal{T}_1 \parallel \mathcal{T}_2) \parallel_{Syn} \text{Arbiter}$ where $Syn = \{\text{request}, \text{release}\}$



Mutual exclusion with an arbiter

pc2.2-19

$(\mathcal{T}_1 \parallel \mathcal{T}_2) \parallel_{\text{Syn}} \text{Arbiter}$ where $\text{Syn} = \{\text{request}, \text{release}\}$



nondeterministic choice: who enters the critical section?

synchronization operator \parallel_{Syn} for
three or more processes

$$\begin{array}{l} \mathcal{T}_1 = (S_1, Act_1, \rightarrow_1, \dots) \\ \mathcal{T}_2 = (S_2, Act_2, \rightarrow_2, \dots) \\ \mathcal{T}_3 = (S_3, Act_3, \rightarrow_3, \dots) \\ \mathcal{T}_4 = (S_4, Act_4, \rightarrow_4, \dots) \\ \vdots \qquad \qquad \qquad \vdots \end{array} \left. \vphantom{\begin{array}{l} \mathcal{T}_1 \\ \mathcal{T}_2 \\ \mathcal{T}_3 \\ \mathcal{T}_4 \\ \vdots \end{array}} \right\} \text{transition systems}$$

Synchronous message passing

$$\left. \begin{array}{l} \mathcal{T}_1 = (S_1, Act_1, \rightarrow_1, \dots) \\ \mathcal{T}_2 = (S_2, Act_2, \rightarrow_2, \dots) \\ \mathcal{T}_3 = (S_3, Act_3, \rightarrow_3, \dots) \\ \mathcal{T}_4 = (S_4, Act_4, \rightarrow_4, \dots) \\ \vdots \qquad \qquad \qquad \vdots \end{array} \right\} \text{transition systems}$$

for $Syn \subseteq Act_1 \cup Act_2 \cup Act_3 \cup Act_4 \cup \dots$

$$\begin{array}{l} \mathcal{T}_1 \parallel_{Syn} \mathcal{T}_2 \parallel_{Syn} \mathcal{T}_3 \parallel_{Syn} \mathcal{T}_4 \parallel_{Syn} \dots \stackrel{\text{def}}{=} \\ \left(\left(\left(\mathcal{T}_1 \parallel_{Syn} \mathcal{T}_2 \right) \parallel_{Syn} \mathcal{T}_3 \right) \parallel_{Syn} \mathcal{T}_4 \right) \parallel_{Syn} \dots \end{array}$$

Synchronous message passing

$$\left. \begin{array}{l} \mathcal{T}_1 = (S_1, \text{Act}_1, \rightarrow_1, \dots) \\ \mathcal{T}_2 = (S_2, \text{Act}_2, \rightarrow_2, \dots) \\ \mathcal{T}_3 = (S_3, \text{Act}_3, \rightarrow_3, \dots) \\ \mathcal{T}_4 = (S_4, \text{Act}_4, \rightarrow_4, \dots) \\ \vdots \qquad \qquad \qquad \vdots \end{array} \right\} \text{transition systems}$$

for $\text{Syn} \subseteq \text{Act}_1 \cup \text{Act}_2 \cup \text{Act}_3 \cup \text{Act}_4 \cup \dots$

$$\boxed{\begin{array}{l} \mathcal{T}_1 \parallel_{\text{Syn}} \mathcal{T}_2 \parallel_{\text{Syn}} \mathcal{T}_3 \parallel_{\text{Syn}} \mathcal{T}_4 \parallel_{\text{Syn}} \dots \stackrel{\text{def}}{=} \\ \left(\left(\left(\mathcal{T}_1 \parallel_{\text{Syn}} \mathcal{T}_2 \right) \parallel_{\text{Syn}} \mathcal{T}_3 \right) \parallel_{\text{Syn}} \mathcal{T}_4 \right) \parallel_{\text{Syn}} \dots \end{array}}$$

or any other order of parenthesis

Synchronous message passing

$$\left. \begin{array}{l} \mathcal{T}_1 = (S_1, \text{Act}_1, \rightarrow_1, \dots) \\ \mathcal{T}_2 = (S_2, \text{Act}_2, \rightarrow_2, \dots) \\ \mathcal{T}_3 = (S_3, \text{Act}_3, \rightarrow_3, \dots) \\ \mathcal{T}_4 = (S_4, \text{Act}_4, \rightarrow_4, \dots) \\ \vdots \qquad \qquad \qquad \vdots \end{array} \right\} \text{transition systems}$$

for $\text{Syn} \subseteq \text{Act}_1 \cup \text{Act}_2 \cup \text{Act}_3 \cup \text{Act}_4 \cup \dots$

$$\boxed{\begin{array}{l} \mathcal{T}_1 \parallel_{\text{Syn}} \mathcal{T}_2 \parallel_{\text{Syn}} \mathcal{T}_3 \parallel_{\text{Syn}} \mathcal{T}_4 \parallel_{\text{Syn}} \dots \stackrel{\text{def}}{=} \\ \left(\left(\left(\mathcal{T}_1 \parallel_{\text{Syn}} \mathcal{T}_2 \right) \parallel_{\text{Syn}} \mathcal{T}_3 \right) \parallel_{\text{Syn}} \mathcal{T}_4 \right) \parallel_{\text{Syn}} \dots \end{array}}$$

where, e.g., $\mathcal{T}_1 \parallel_{\text{Syn}} \mathcal{T}_2 \stackrel{\text{def}}{=} \mathcal{T}_1 \parallel_H \mathcal{T}_2$

with $H = \text{Syn} \cap \text{Act}_1 \cap \text{Act}_2$

Parallel operator \parallel

$$\begin{aligned} \mathcal{T}_1 &= (S_1, \text{Act}_1, \rightarrow_1, \dots) \\ \mathcal{T}_2 &= (S_2, \text{Act}_2, \rightarrow_2, \dots) \\ \mathcal{T}_3 &= (S_3, \text{Act}_3, \rightarrow_3, \dots) \\ \mathcal{T}_4 &= (S_4, \text{Act}_4, \rightarrow_4, \dots) \\ &\vdots \end{aligned}$$

transition systems s.t.
 $\text{Act}_i \cap \text{Act}_j \cap \text{Act}_k = \emptyset$
if i, j, k are pairwise
distinct

$$\begin{aligned} \mathcal{T}_1 \parallel \mathcal{T}_2 \parallel \mathcal{T}_3 \parallel \mathcal{T}_4 \parallel \dots &\stackrel{\text{def}}{=} \\ (((\mathcal{T}_1 \parallel_{\text{Syn}_{1,2}} \mathcal{T}_2) \parallel_{\text{Syn}_{1,2,3}} \mathcal{T}_3) \parallel_{\text{Syn}_{1,2,3,4}} \mathcal{T}_4) \dots \end{aligned}$$

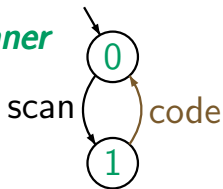
where

$$\begin{aligned} \text{Syn}_{1,2} &= \text{Act}_1 \cap \text{Act}_2 \\ \text{Syn}_{1,2,3} &= (\text{Act}_1 \cup \text{Act}_2) \cap \text{Act}_3 \\ \text{Syn}_{1,2,3,4} &= (\text{Act}_1 \cup \text{Act}_2 \cup \text{Act}_3) \cap \text{Act}_4 \\ &\vdots \end{aligned}$$

Booking system in supermarket

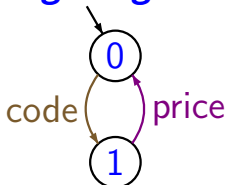
PC2.2-21A

Scanner

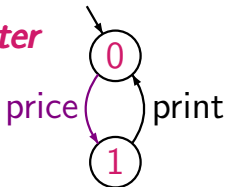


Scanner || *BP* || *Printer*

Booking Program

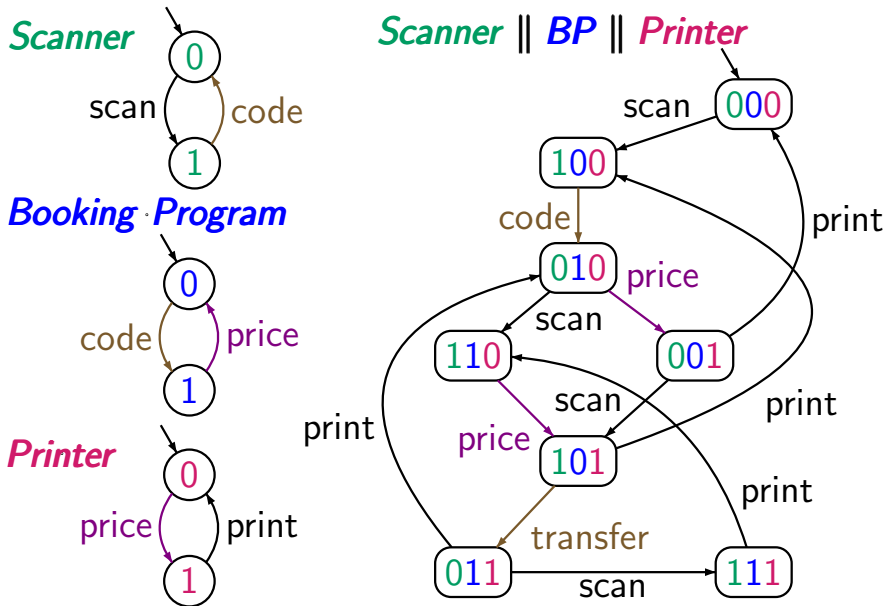


Printer



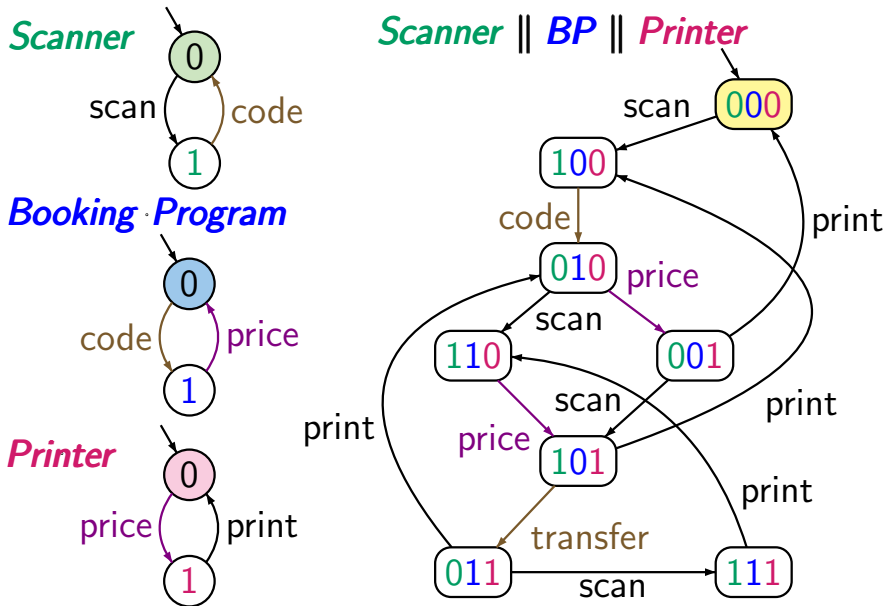
Booking system in supermarket

PC2.2-21A



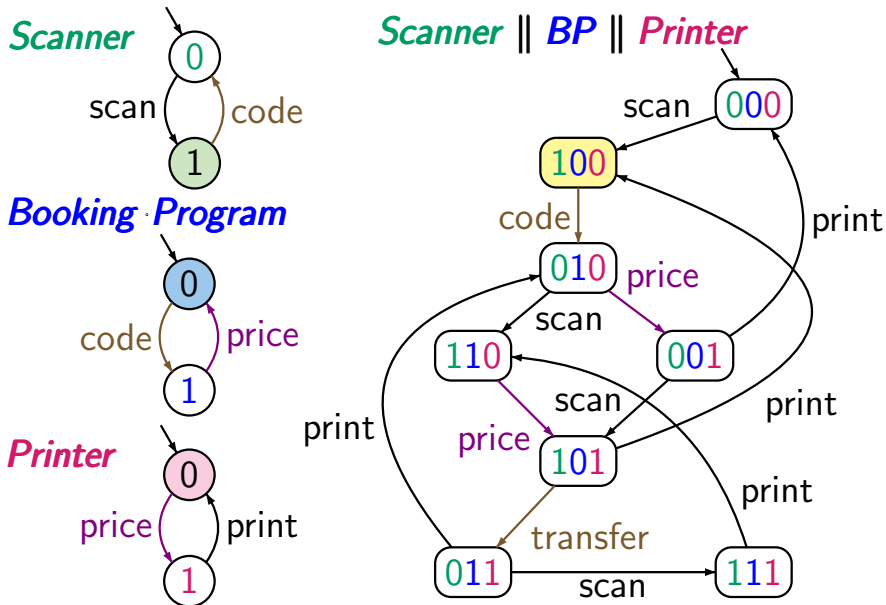
Booking system in supermarket

PC2.2-21A



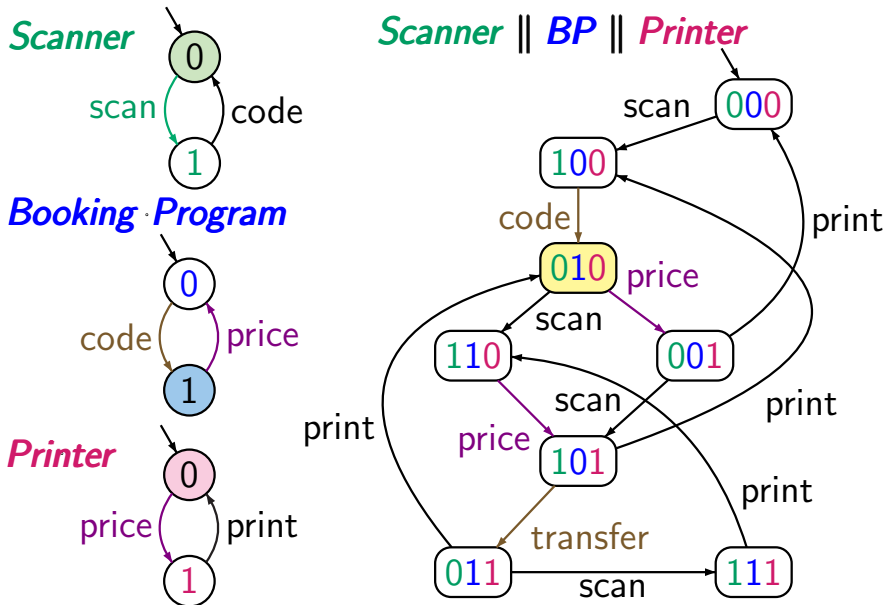
Booking system in supermarket

PC2.2-21A



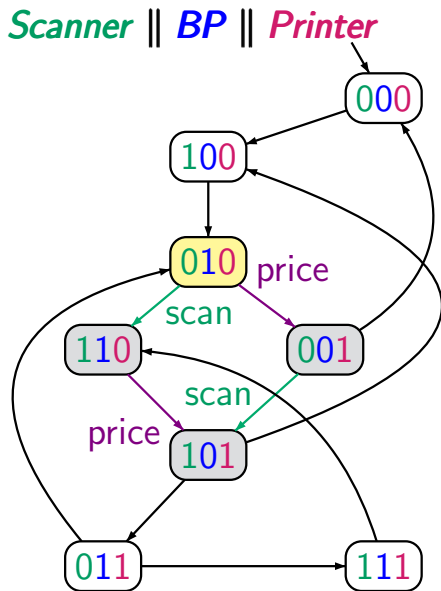
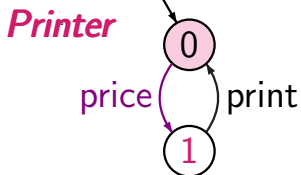
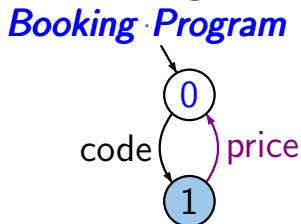
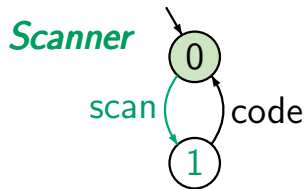
Booking system in supermarket

PC2.2-21A



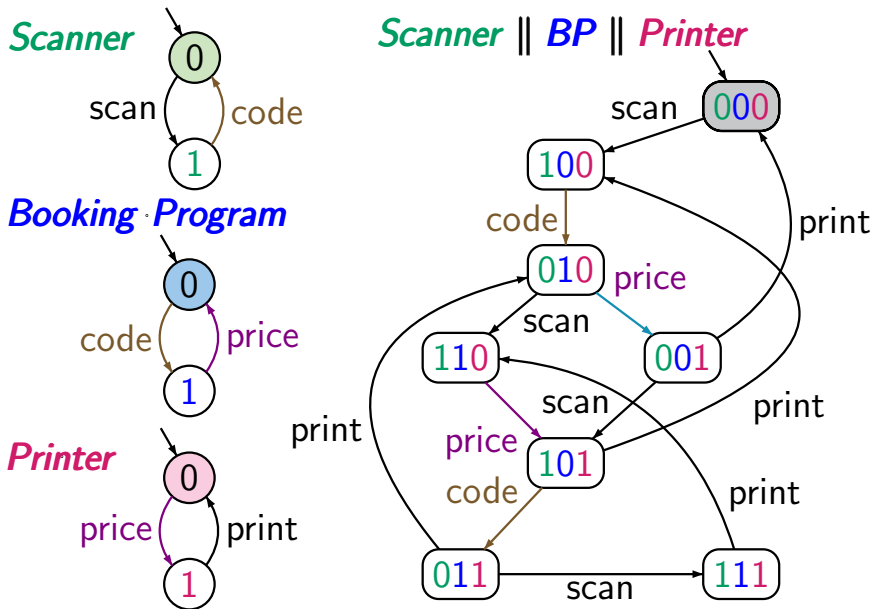
Interleaving

PC2.2-21A



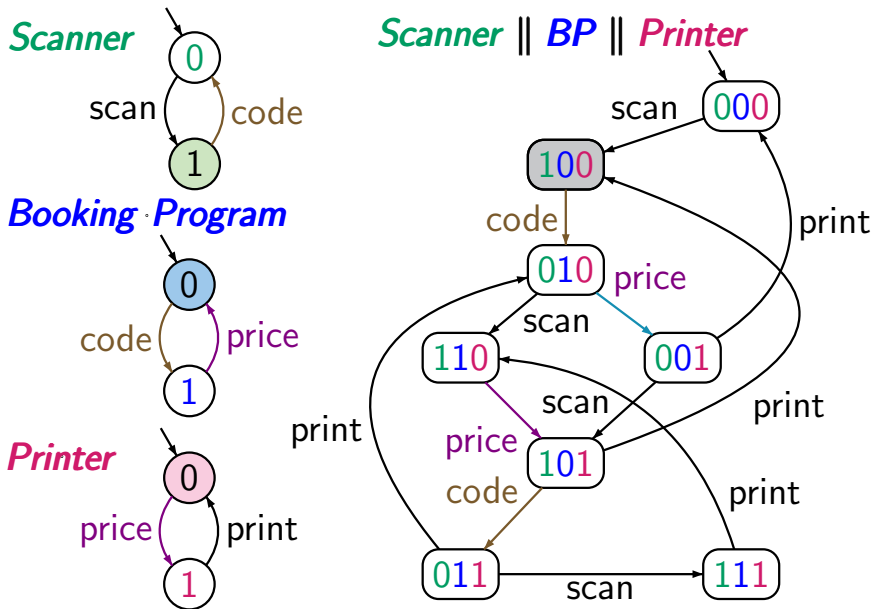
Booking system in supermarket

PC2.2-21



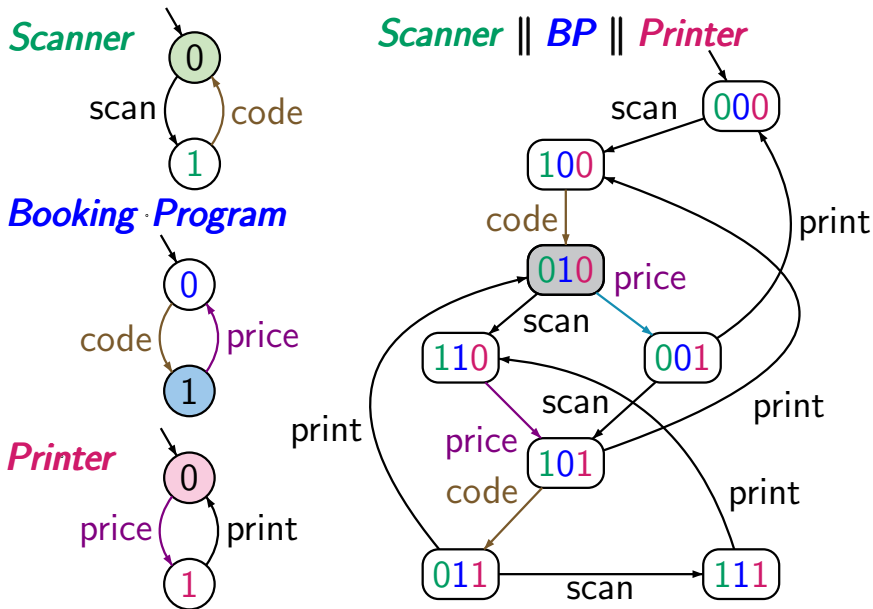
Booking system in supermarket

PC2.2-21



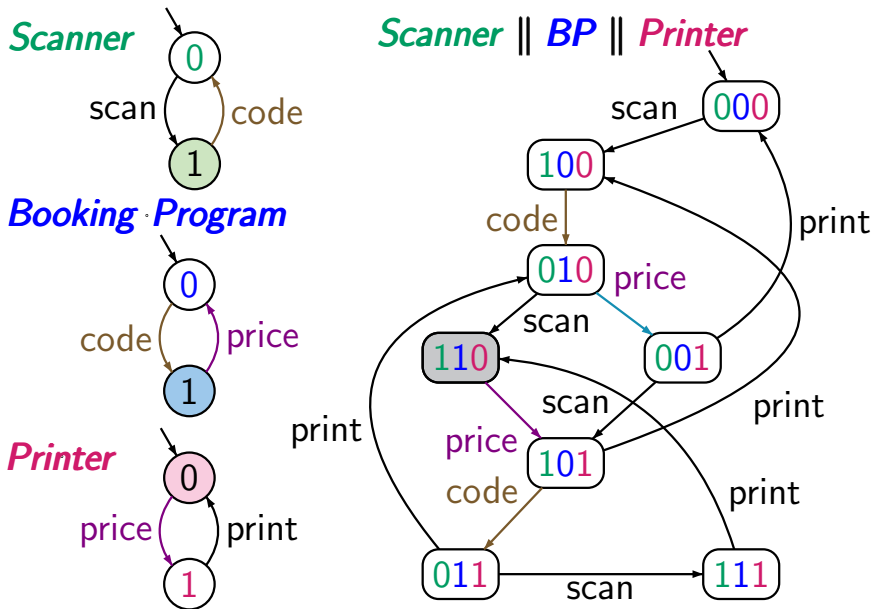
Booking system in supermarket

PC2.2-21



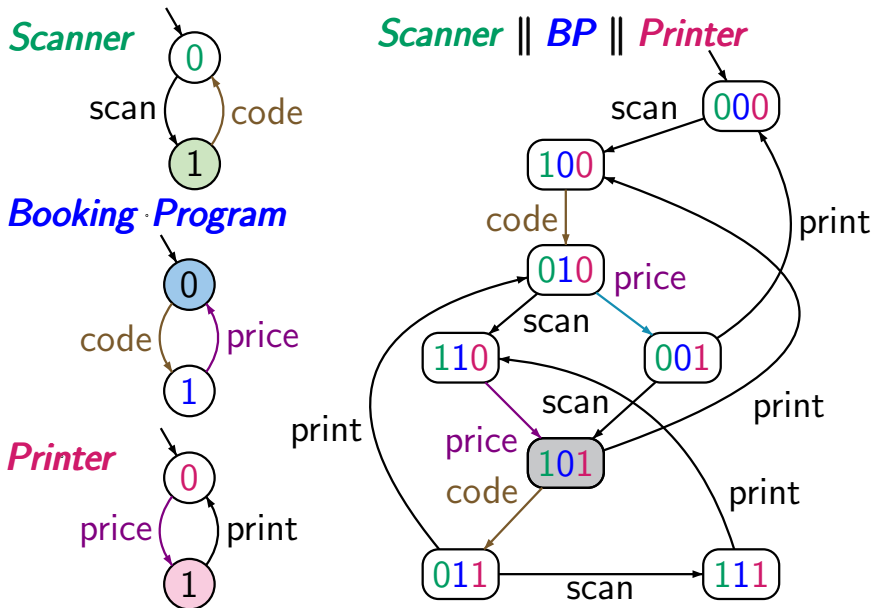
Booking system in supermarket

PC2.2-21



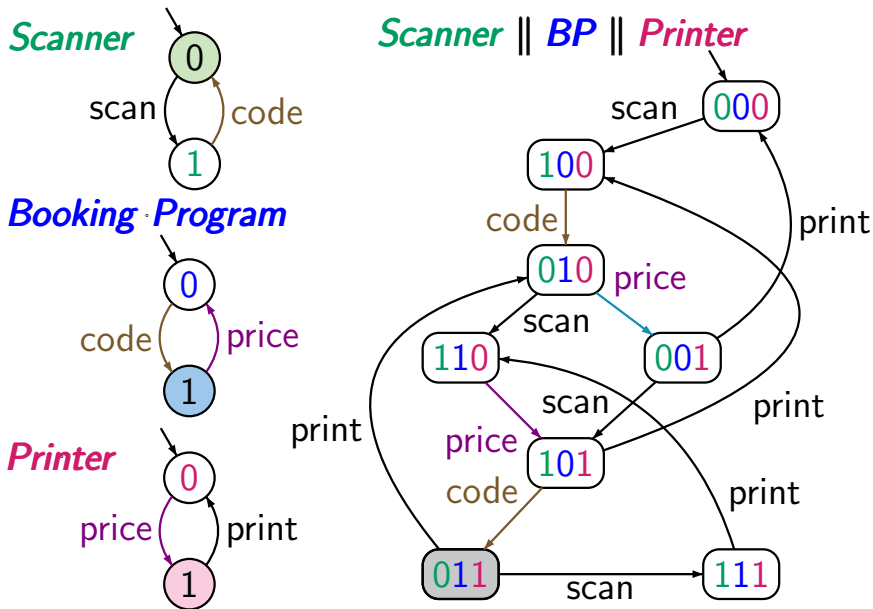
Booking system in supermarket

PC2.2-21



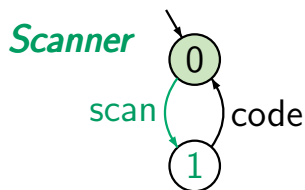
Booking system in supermarket

PC2.2-21

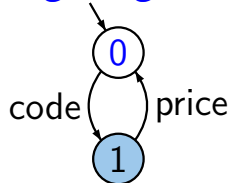


Interleaving

PC2.2-21



Booking Program



Printer

